



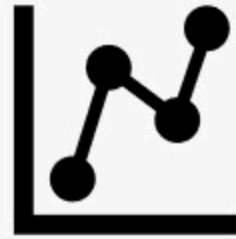
## WEEKLY MARKET REPORT

*The Walk.....* 

Lotus Research

*10<sup>th</sup> April 2026.*

## Outline



Domestic Macroeconomy

1



Big Story

2



Economic Indicators

3



Local Financial Market

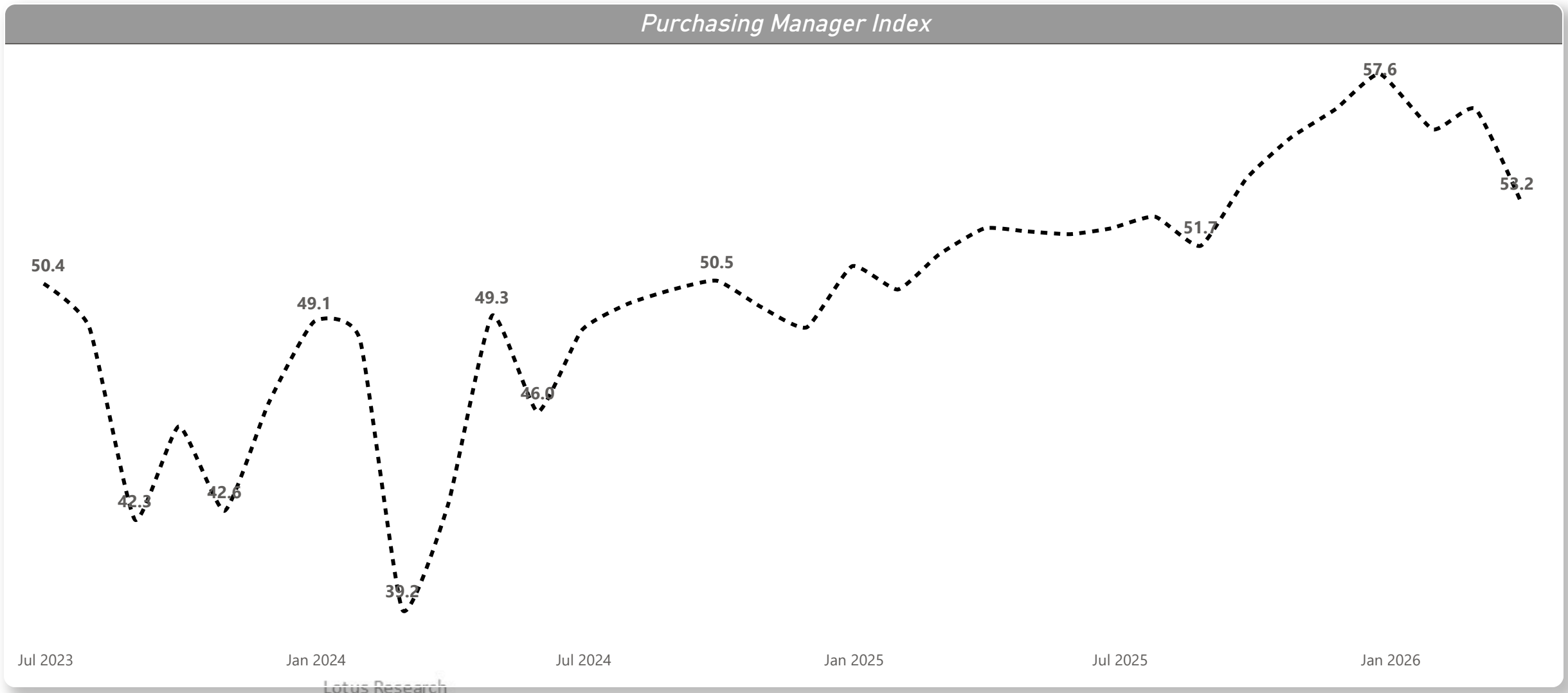
4



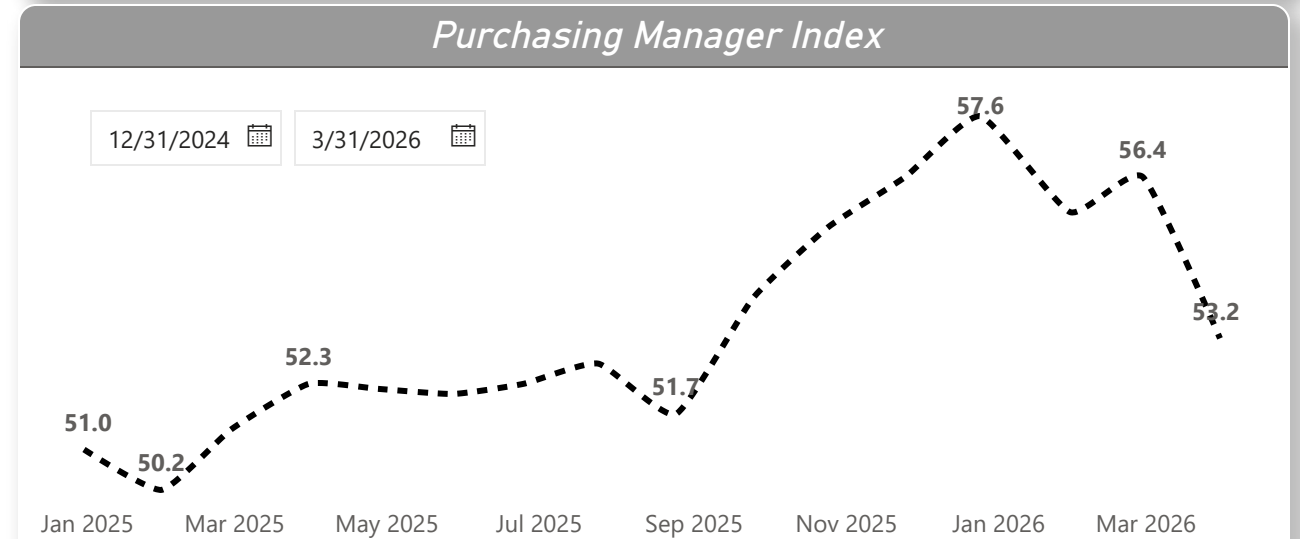
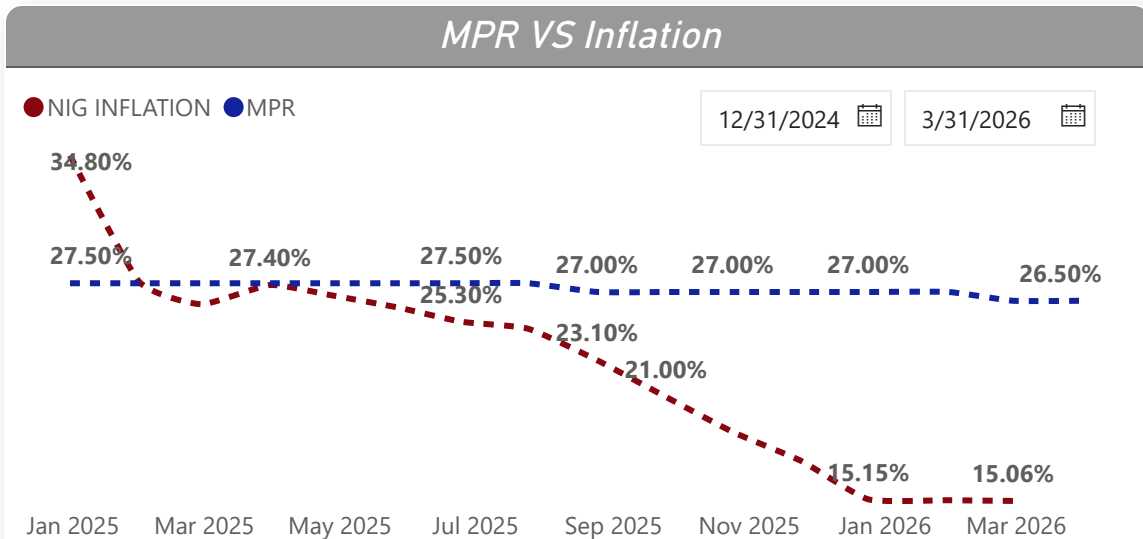
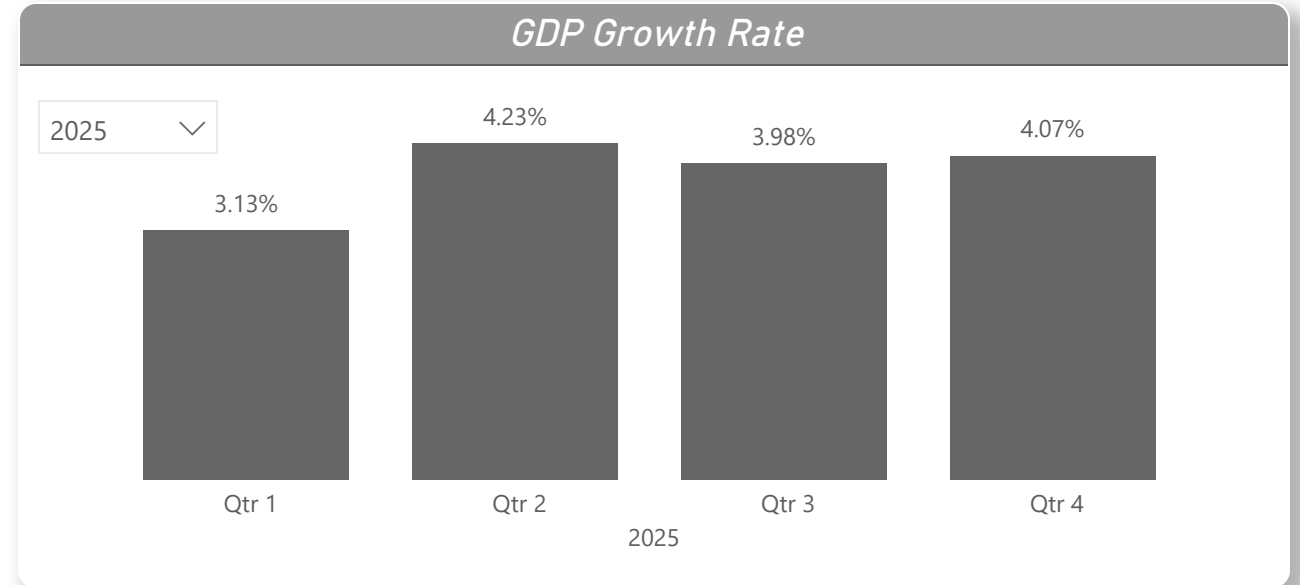
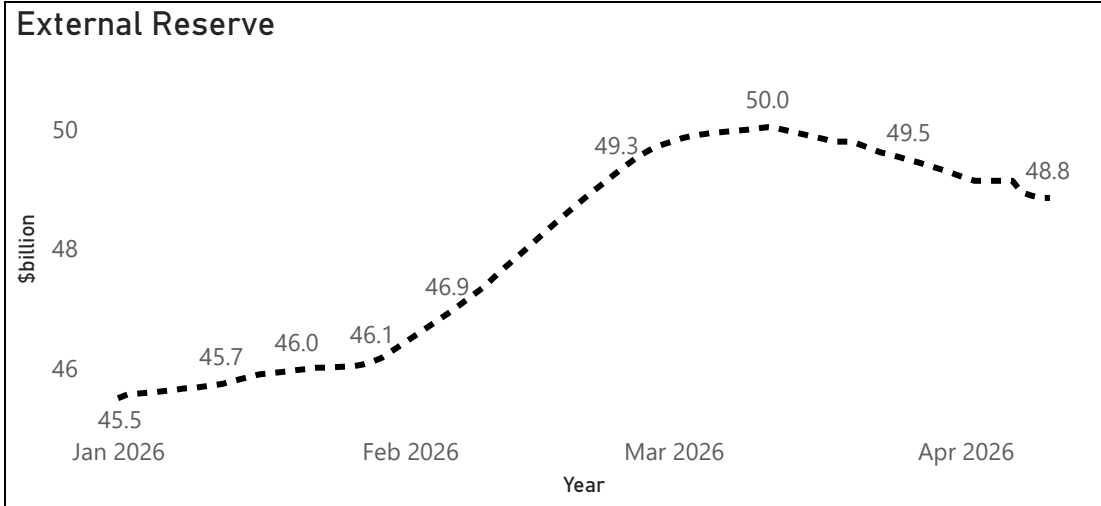
Global Economy

5

## CBN: Nigeria's Composite PMI holds at 53.2 in March







# FX Market

10 April 2026

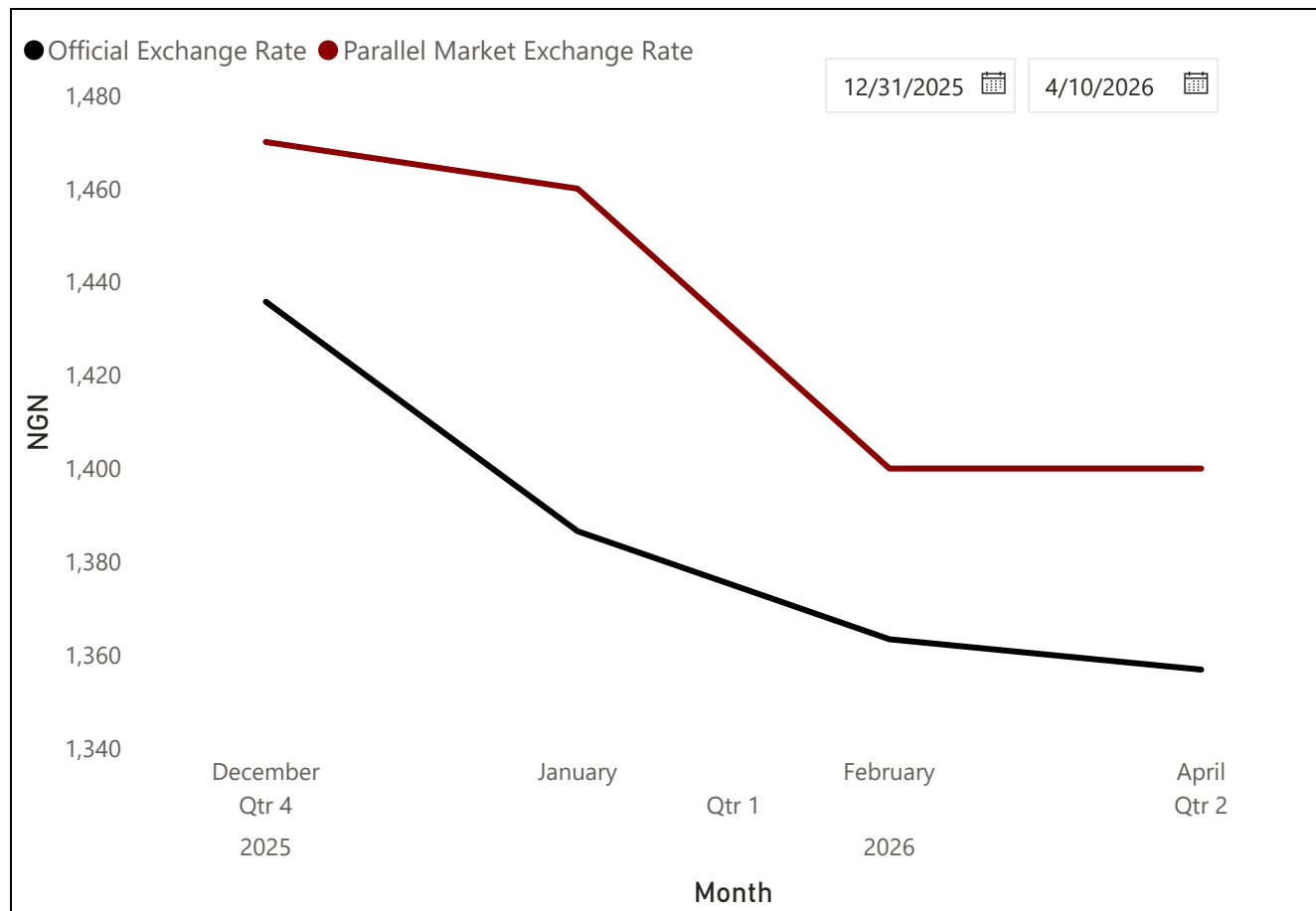


Currency	Open	Close	Weekly Change	YTD Change
USDNGN (NAFEM)	₦ 1,380.79	₦ 1,356.89	↓ -1.73%	↓ -5.49%
USDNGN	₦ 1,400.00	₦ 1,400.00	↔ 0.00%	↓ -4.76%
GBPNGN (NAFEM)	₦ 1,824.86	₦ 1,828.82	↑ 0.22%	↓ -5.45%
GBPNGN	₦ 1,880.00	₦ 1,875.00	↓ -0.27%	↓ -5.06%
EURNGN (NAFEM)	₦ 1,591.92	₦ 1,592.58	↑ 0.04%	↓ -5.65%
EURNGN	₦ 1,600.00	₦ 1,610.00	↑ 0.63%	↓ -5.85%

EURNGN

GBPNGN

USDNGN

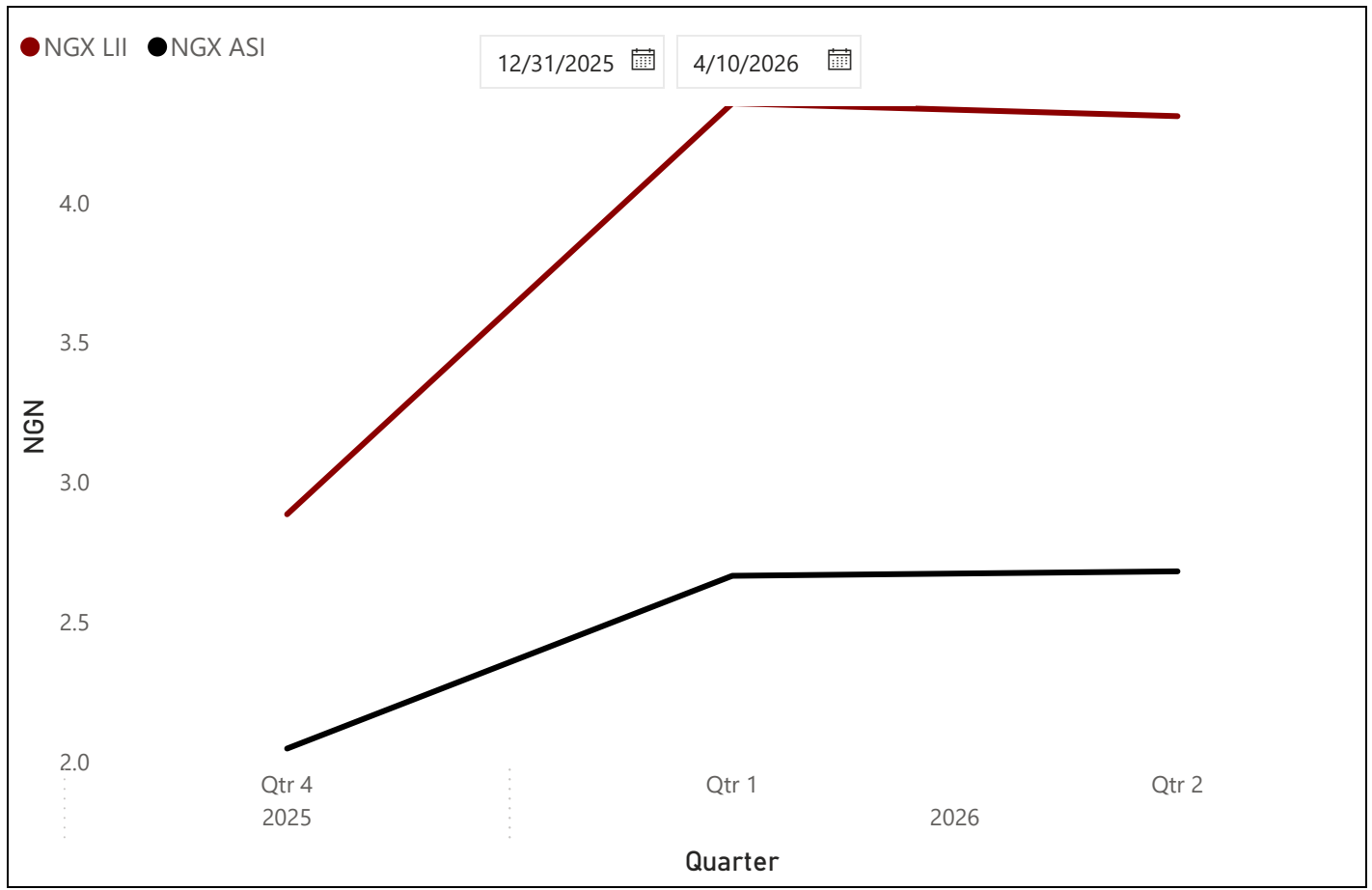


# Equities Market

10 April 2026 ▼

Indices	Open	Close	Weekly Change	YTD Change
NGX ASI	201,698.89	203,770.41	↑ 1.03%	↑ 30.95%
NGX LII	20,016.52	20,158.10	↑ 0.71%	↑ 49.33%

NGX ASI
NGX LII
NGX LII & NGX ASI



# Equities Market

10 April 2026

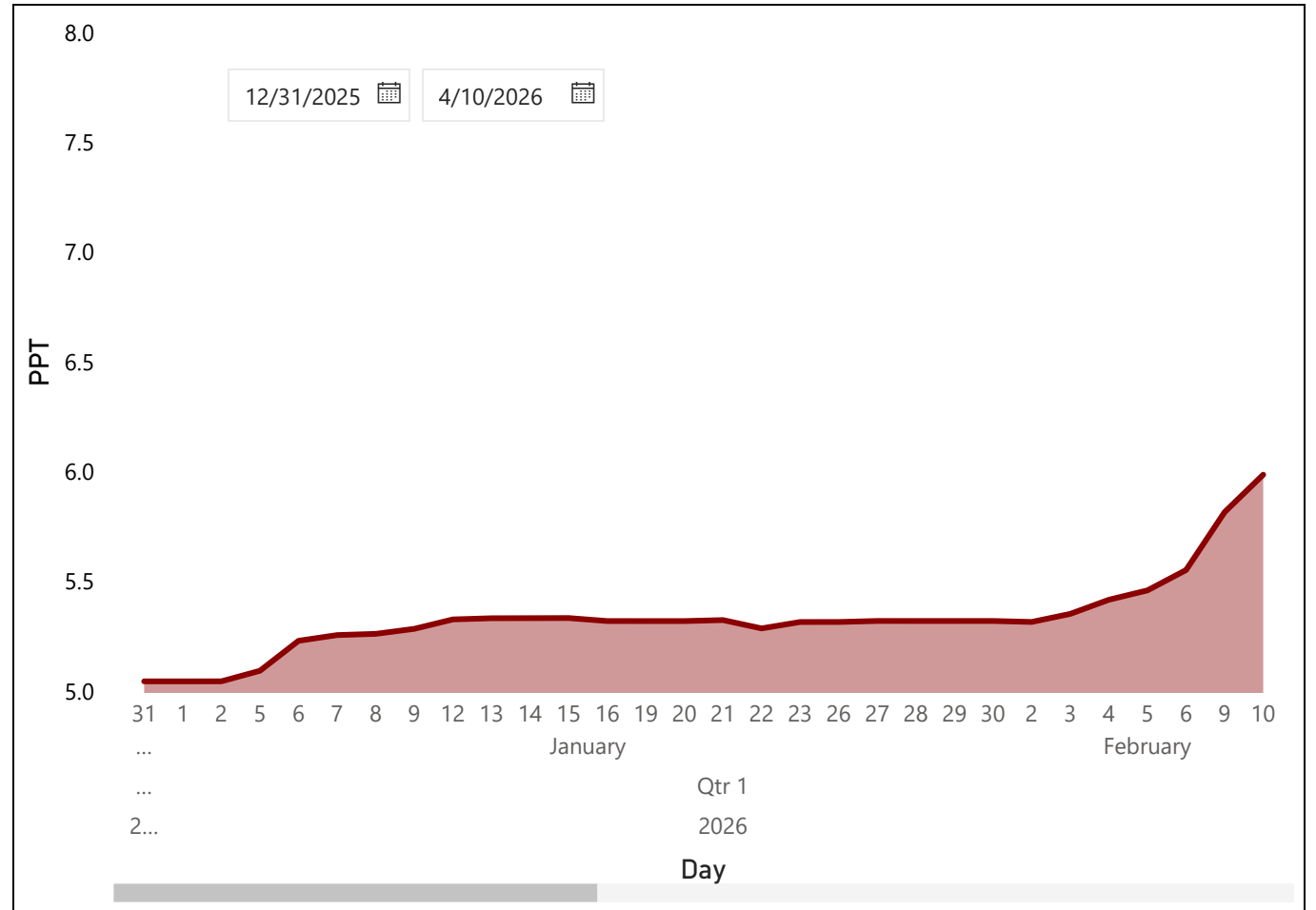
Indices	Open	Close	Weekly Change	YTD Change
NGXBNK	1,923.05	2,021.12	↑ 5.10%	↑ 33.33%
NGXOILGAS	4,378.40	4,495.14	↑ 2.67%	↑ 68.34%
NGXCNSMRGDS	4,274.33	4,321.49	↑ 1.10%	↑ 8.70%
NGXINDUSTR	8,776.89	8,847.09	↑ 0.80%	↑ 55.86%
NGXINS	1,240.88	1,195.69	↓ -3.64%	↑ 0.54%

NGX BNK

NGXCNSMRG...

NGXINDUSTR

NGXINS





# Equities Market

10 April 2026

LII Component	Price	WoW	YtD
NASCON	₦161.00	↑ 9.52%	↑ 49.77%
WAPCO	₦233.20	↑ 6.00%	↑ 73.38%
ARADEL	₦1,279.00	↑ 1.51%	↑ 90.90%
NGX LII	₦20,158.10	↑ 0.71%	↑ 49.33%
BUACEMENT	₦326.70	→ 0.00%	↑ 83.03%
BUAFOODS	₦798.00	→ 0.00%	↓ -0.11%
CAP	₦99.80	→ 0.00%	↑ 44.64%
DANGCEM	₦810.00	→ 0.00%	↑ 33.00%
OKOMUOIL	₦1,765.00	→ 0.00%	↑ 61.19%
PRESCO	₦1,980.00	→ 0.00%	↑ 36.55%
MTNN	₦745.00	↓ -1.97%	↑ 45.79%
JAIZBANK	₦9.70	↓ -2.02%	↑ 113.19%
NAHCO	₦182.00	↓ -4.19%	↑ 68.52%

## TOP 10 GAINERS

Ticker	Open	Close	Change
TRANSEXP	2.84	3.77	↑ 32.75%
NGXGROUP	165.00	188.00	↑ 13.94%
GTCO	122.00	135.00	↑ 10.66%
NASCON	147.00	161.00	↑ 9.52%
GUINNESS	423.20	462.90	↑ 9.38%
ZENITHBANK	103.00	112.00	↑ 8.74%
LINKASSURE	1.46	1.57	↑ 7.53%
INTENEGINS	3.32	3.55	↑ 6.93%
HONYFLOUR	20.00	21.35	↑ 6.75%
NESTLE	3,055.50	3,249.90	↑ 6.36%

## TOP 10 LOSERS

Ticker	Open	Close	Change
DAARCOMM	1.91	1.50	↓ -21.47%
RTBRISCOE	10.50	8.40	↓ -20.00%
DEAPCAP	6.01	5.00	↓ -16.81%
ELLAHLAKES	12.00	10.00	↓ -16.67%
JAPAULGOLD	3.50	2.93	↓ -16.29%
SOVRENINS	2.14	1.85	↓ -13.55%
ZICHIS	14.14	12.55	↓ -11.24%
CWG	22.00	19.60	↓ -10.91%
UCAP	18.15	16.20	↓ -10.74%
CHAMS	3.75	3.35	↓ -10.67%

## ETF

ETF	Open	Close	Weekly Change	YTD Change
LOTUS HALAL (NGX)	148.90	188.00	↑ 26.26%	↑ 132.10%
VETIVA CONSUMER GOODS	62.75	65.39	↑ 4.21%	↑ 67.67%
STANBIC IBTC ETF 30	4,050.00	4,177.30	↑ 3.14%	↑ 331.00%
VETIVA GRIFFIN 30	95.00	95.01	↑ 0.01%	↑ 75.91%
VETIVA BANKING ETF	30.00	29.74	↓ -0.87%	↑ 98.27%
VETIVA INDUSTRIAL	179.00	165.00	↓ -7.82%	↑ 175.00%

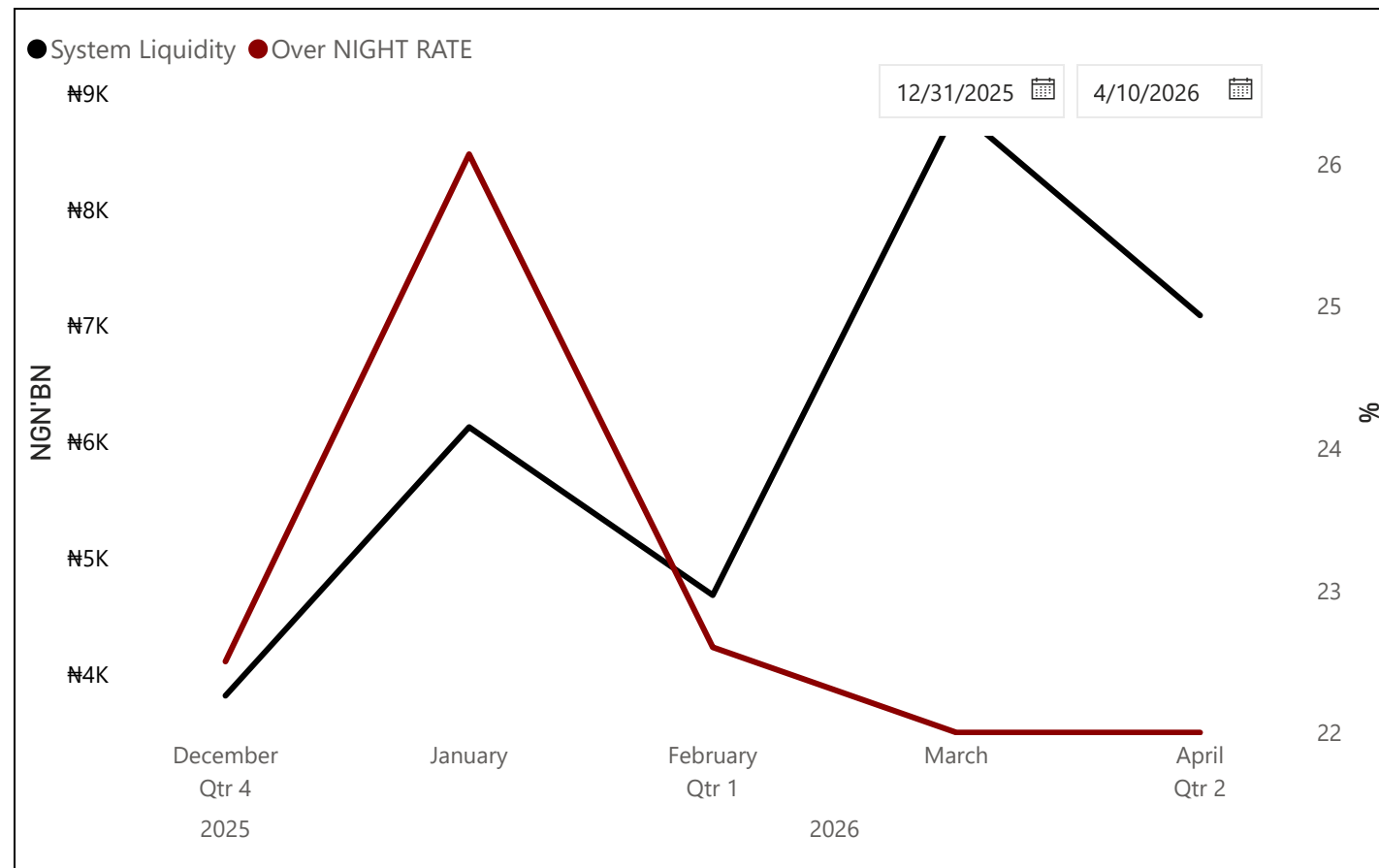
10 April 2026

Rate	Open	Close	WoW
Average FGN Bond Yield	15.79%	15.89%	↑ 0.63%
Average T-Bills Yield	17.61%	17.47%	↓ -0.80%
Overnight Policy Rate	22.00%	22.00%	0.00%
Overnight Rate	22.31%	22.35%	↑ 0.18%

## Overnight Rate

## System Liquidity & ...

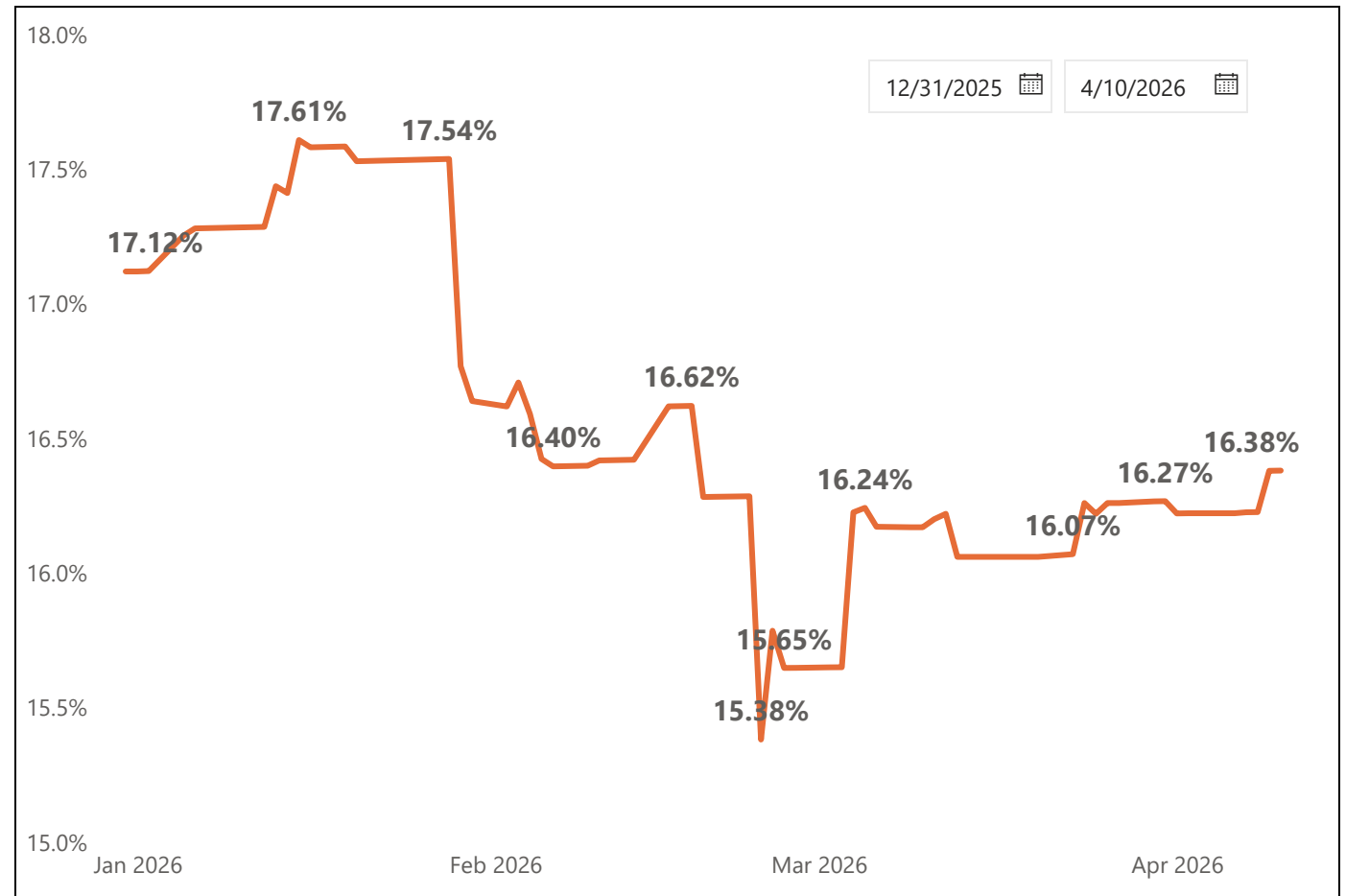
## System Liquidity N'...



10 April 2026

FGN Sukuk	Open	Close	Weekly Change	YTD Change
Sukuk 33	16.51%	16.29%	↓ -1.33%	↓ -4.18%
Sukuk 32B	16.26%	16.38%	↑ 0.76%	
Sukuk 32A	16.44%	16.38%	↓ -0.32%	↓ -4.23%
Sukuk 31	16.22%	16.38%	↑ 0.98%	↓ -4.32%
Sukuk 27	17.85%	17.58%	↓ -1.50%	↑ 4.59%

Sukuk 25	Sukuk 27	Sukuk 31	Sukuk 32A	Sukuk 33
----------	----------	----------	-----------	----------



10 April 2026 ⌵

Commodity	Open	Close	Weekly Change	YTD Change
Crude Oil	\$109.03	\$95.20	⬇️ -12.68%	⬆️ 56.45%
Gold	\$4,679.7	\$4,787.40	⬆️ 2.30%	⬆️ 9.88%
Platinum	\$1,999.9	\$2,065.20	⬆️ 3.27%	⬆️ 1.03%
Silver	\$73.17	\$76.48	⬆️ 4.52%	⬆️ 7.33%

**Brent Crude Oil** | **Gold** | **Platinum** | **Silver**



10 April 2026 ▼

Equities Market	Open	Close	Weekly Change	YTD Change
NIKKEI 225	53,123.49	56,924.11	↑ 7.15%	↑ 13.08%
NASDAQ	21,879.18	22,902.89	↑ 4.68%	↓ -1.46%
S&P 500	6,582.69	6,816.89	↑ 3.56%	↓ -0.42%
Dow Jones	46,504.67	47,916.57	↑ 3.04%	↓ -0.31%
DAX	23,168.08	23,803.95	↑ 2.74%	↓ -2.80%
SHCOMP	3,880.10	3,986.22	↑ 2.73%	↑ 0.44%
FTSE 100	116,122.75	119,025.13	↑ 2.50%	↑ 2.76%
NGX ASI	201,698.89	203,770.41	↑ 1.03%	↑ 30.95%

DAX
Dow Jo...
FTSE 100
JSE FTSE...
NASDAQ
>

