



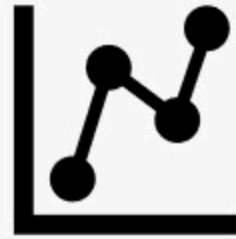
WEEKLY MARKET REPORT

The Walk..... 

Lotus Research

17th April 2026.

Outline



Domestic Macroeconomy

1



Big Story

2



Economic Indicators

3



Local Financial Market

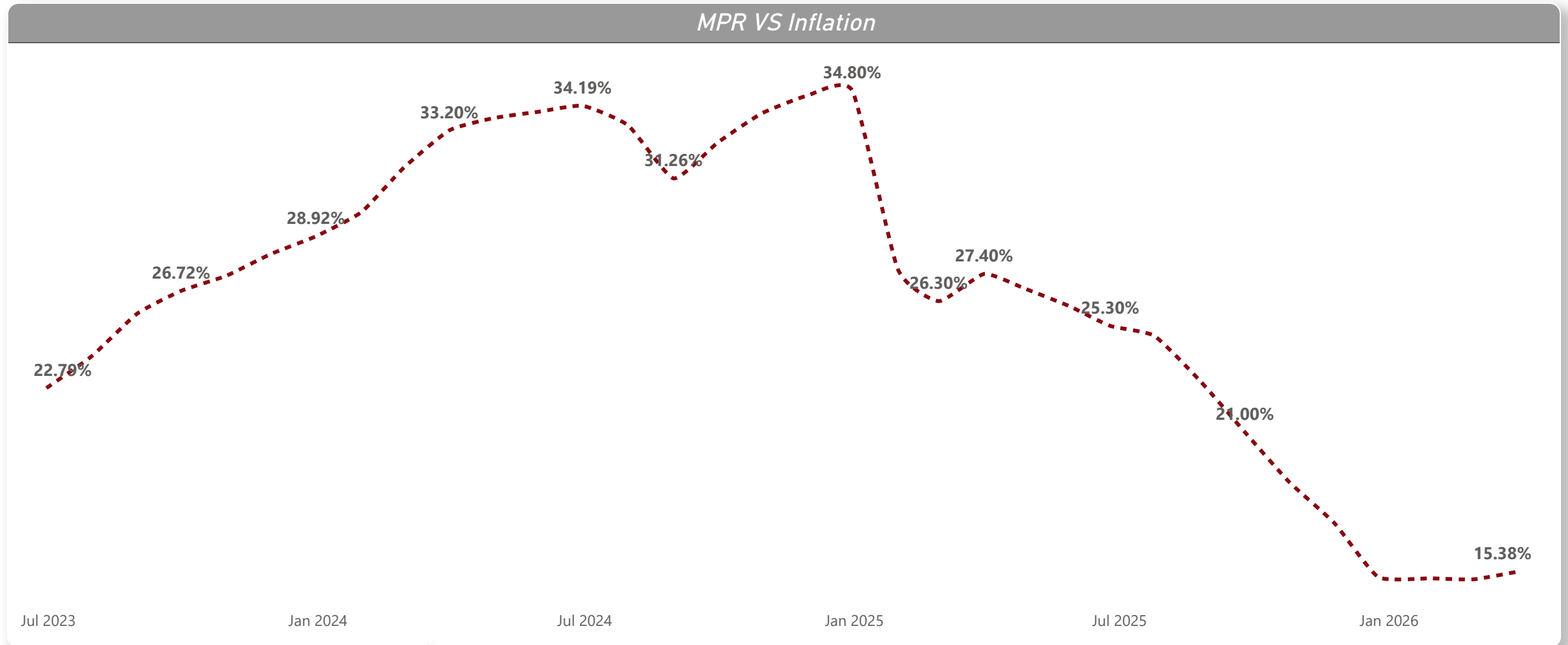
4



Global Economy

5

NBS: Nigeris's Headline Inflation Rises to 15.38% in March 2026



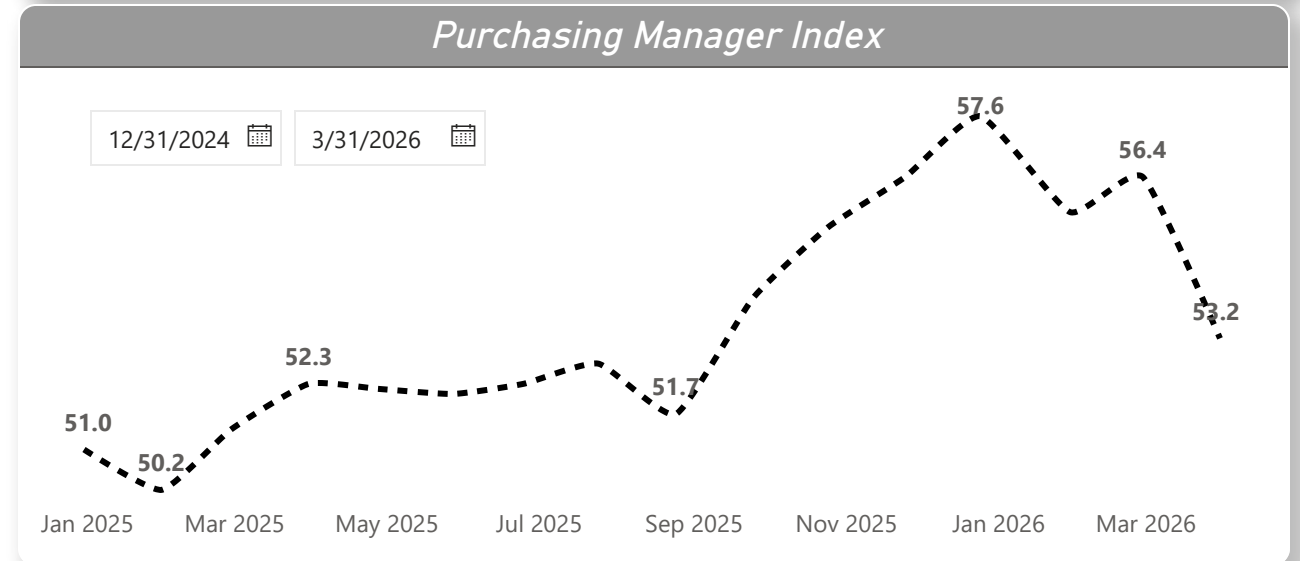
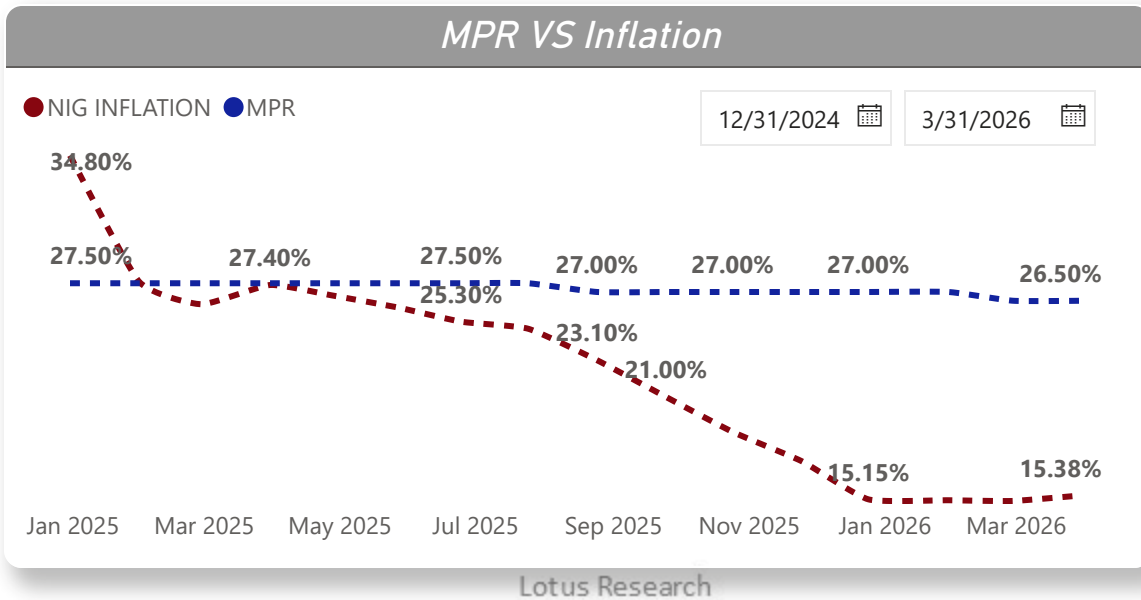
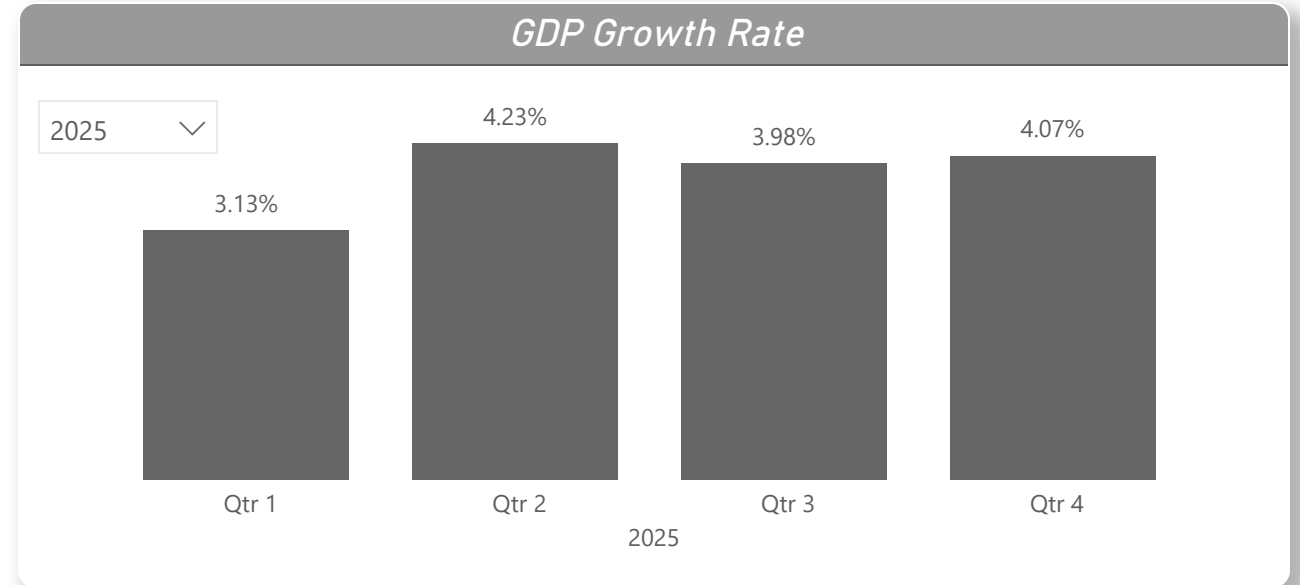
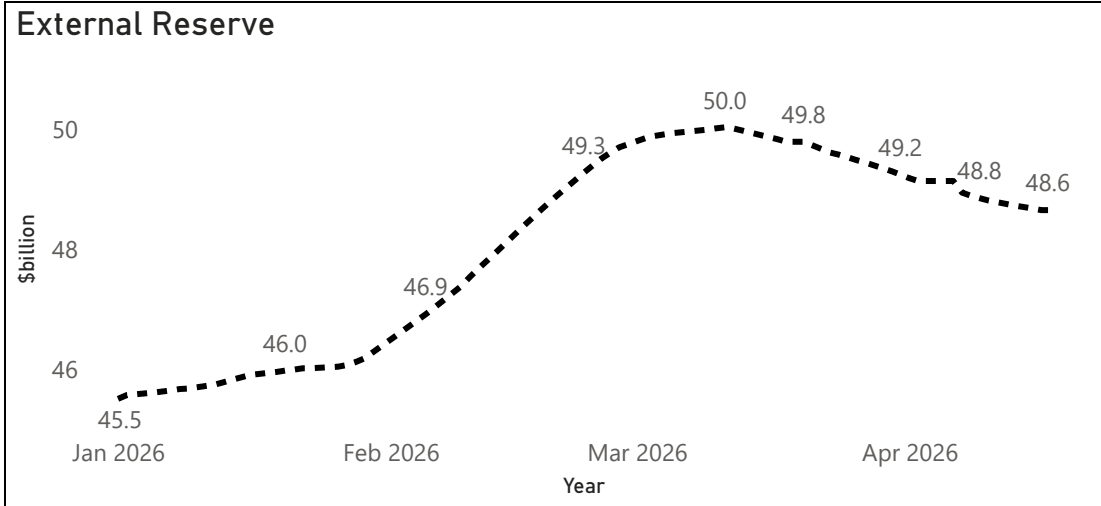
Y Q M W **D**
Day

Apr 13 2026 - Apr 17 2026



Headline

Asia stocks power towards weekly gain, oil below \$100 on peace deal hopes	Fresh concerns over funding risks as Nigeria's public debt hits N159.28tr	Inflation: Ogun Govt approves N10,000 allowance, weekly day off for workers	NRS raised tax revenue from N711 billion to N3.6 trillion in two years
Cash Outside Bank Drops By 3.66% To N5.21trn In February	FTSE upgrade sparks N1.36trn stock investors windfall in 72 hours	Nigeria crude output misses OPEC quota eighth straight month	Oil little changed on scepticism US-Iran peace talks will ease Hormuz disruption
Dollar steady as US blocks Iranian ships, diplomacy presses on	Gold slips from one-month high on firmer dollar; US-Iran talks in focus	Nigeria intensify efforts to deepen monetary cooperation, financial integration across Africa	Oil surges on US blockade of Iran
Experts warn oil could hit \$120 if Hormuz stalemate continues to linger	IMF cuts Nigeria's growth rate from 4.4 per cent to 4.1 per cent	Nigeria, Morocco advance \$25bn transcontinental gas pipeline deal	W'Bank cuts Nigeria's growth projection amid oil volatility
FG eases tariffs as Iran conflict triggers fuel price rise	Inflation rises to 15.38 per cent amid global supply chain disruption	Nigerians consume 47.3 million litres of fuel as importation hits 5.9 million litres	World Bank changes tune on Dangote fuel pricing



FX Market

17 April 2026

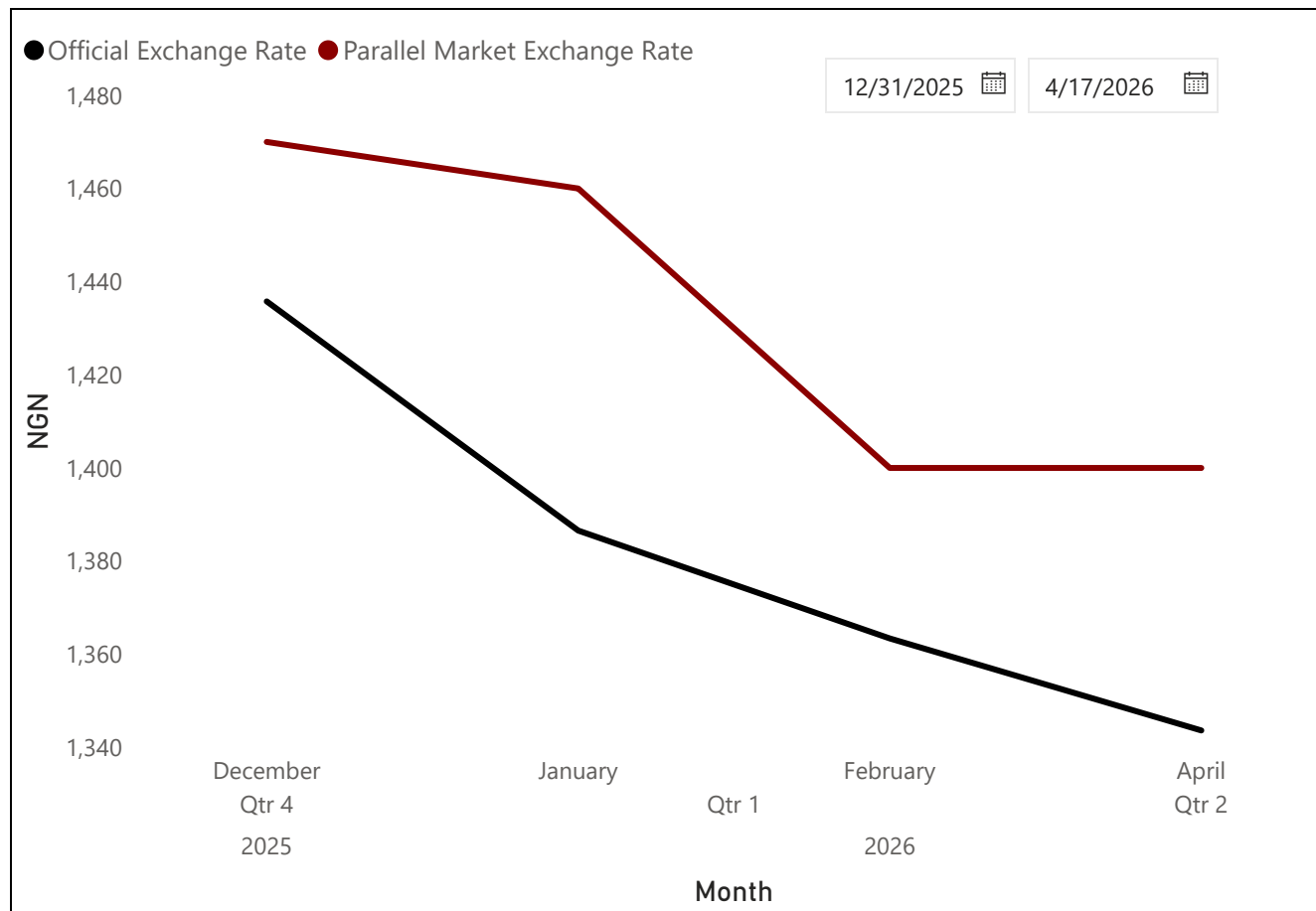


Currency	Open	Close	Weekly Change	YTD Change
USDNGN (NAFEM)	₦ 1,356.89	₦ 1,343.64	↓ -0.98%	↓ -6.42%
USDNGN	₦ 1,400.00	₦ 1,400.00	↔ 0.00%	↓ -4.76%
GBPNGN (NAFEM)	₦ 1,828.82	₦ 1,824.39	↓ -0.24%	↓ -5.68%
GBPNGN	₦ 1,875.00	₦ 1,870.00	↓ -0.27%	↓ -5.32%
EURNGN (NAFEM)	₦ 1,592.58	₦ 1,591.14	↓ -0.09%	↓ -5.73%
EURNGN	₦ 1,610.00	₦ 1,600.00	↓ -0.62%	↓ -6.43%

EURNGN

GBPNGN

USDNGN

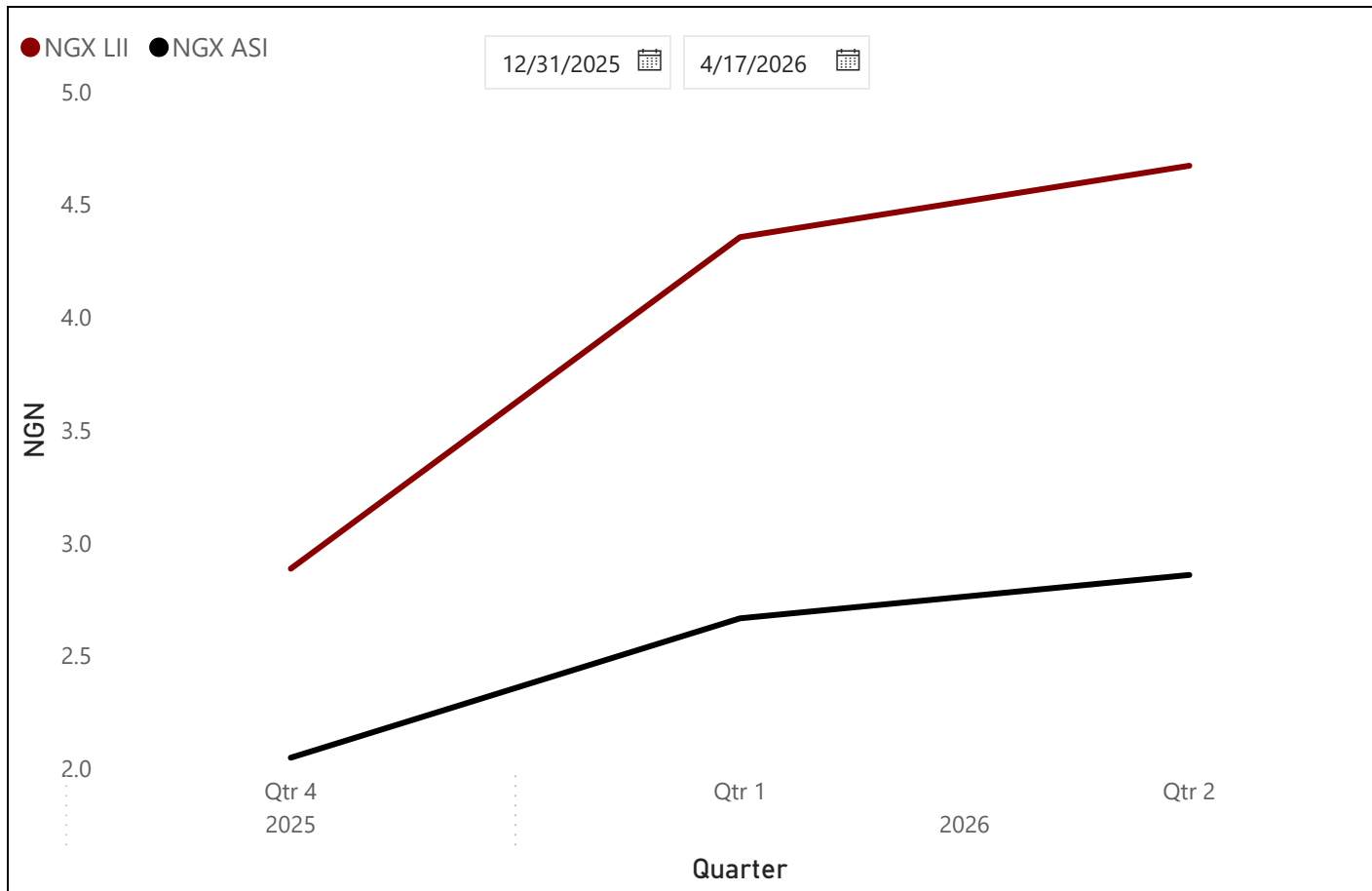


Equities Market

17 April 2026 ▼

Indices	Open	Close	Weekly Change	YTD Change
NGX ASI	203,770.41	217,167.55	↑ 6.57%	↑ 39.56%
NGX LII	20,158.10	21,854.04	↑ 8.41%	↑ 61.90%

NGX ASI
NGX LII
NGX LII & NGX ASI

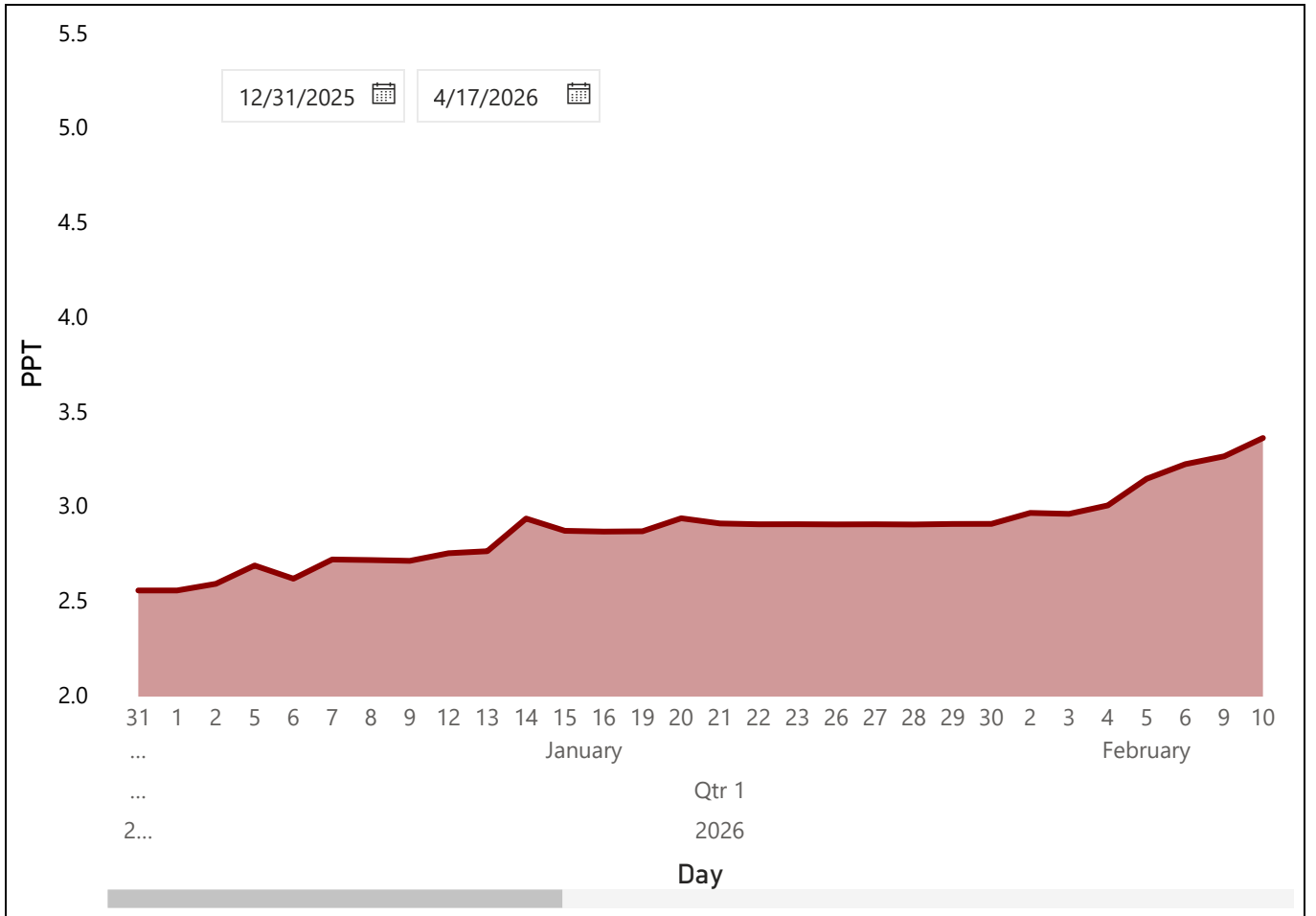


Equities Market

17 April 2026

Indices	Open	Close	Weekly Change	YTD Change
NGXOILGAS	4,495.14	5,285.63	↑ 17.59%	↑ 97.95%
NGXBNK	2,021.12	2,260.65	↑ 11.85%	↑ 49.13%
NGXCNSMRGDS	4,321.49	4,468.03	↑ 3.39%	↑ 12.39%
NGXINDUSTR	8,847.09	8,958.44	↑ 1.26%	↑ 57.82%
NGXINS	1,195.69	1,195.21	↓ -0.04%	↑ 0.50%

NGX BNK
NGXCNSMRG...
NGXINDUSTR
NGXINS





Equities Market

17 April 2026

LII Component	Price	WoW	YtD
ARADEL	₦1,649.00	↑ 28.93%	↑ 146.12%
NAHCO	₦220.00	↑ 20.88%	↑ 103.70%
MTNN	₦825.00	↑ 10.74%	↑ 61.45%
NGX LII	₦21,854.04	↑ 8.41%	↑ 61.90%
WAPCO	₦243.00	↑ 4.20%	↑ 80.67%
BUAFOODS	₦824.60	↑ 3.33%	↑ 3.22%
DANGCEM	₦823.00	↑ 1.60%	↑ 35.14%
BUACEMENT	₦326.70	→ 0.00%	↑ 83.03%
OKOMUOIL	₦1,765.00	→ 0.00%	↑ 61.19%
PRESCO	₦1,980.00	→ 0.00%	↑ 36.55%
JAIZBANK	₦9.62	↓ -0.82%	↑ 111.43%
NASCON	₦156.00	↓ -3.11%	↑ 45.12%
CAP	₦95.00	↓ -4.81%	↑ 37.68%

TOP 10 GAINNERS

Ticker	Open	Close	Change
TRANSEXPR	3.77	6.05	↑ 60.48%
ETI	46.00	67.30	↑ 46.30%
STANBIC	138.00	188.55	↑ 36.63%
ROYALEX	1.43	1.85	↑ 29.37%
ARADEL	1,279.00	1,649.00	↑ 28.93%
FIRSTHOLDCO	52.05	64.00	↑ 22.96%
DAARCOMM	1.50	1.82	↑ 21.33%
NAHCO	182.00	220.00	↑ 20.88%
MULTIVERSE	20.15	23.80	↑ 18.11%
SOVRENINS	1.85	2.17	↑ 17.30%

TOP 10 LOSERS

Ticker	Open	Close	Change
WAPIC	2.92	2.50	↓ -14.38%
IKEJAHOTEL	39.00	33.40	↓ -14.36%
INTENEGINS	3.55	3.06	↓ -13.80%
ACADEMY	8.75	7.65	↓ -12.57%
HONYFLOUR	21.35	19.00	↓ -11.01%
BERGER	75.90	68.35	↓ -9.95%
AUSTINLAZ	3.99	3.60	↓ -9.77%
NGXGROUP	188.00	170.00	↓ -9.57%
ABBEYBDS	8.95	8.10	↓ -9.50%
ETRANZACT	20.50	18.60	↓ -9.27%

ETF	Open	Close	Weekly Change	YTD Change
LOTUS HALAL (NGX)	188.00	197.85	↑ 5.24%	↑ 144.26%
STANBIC IBTC ETF 30	4,177.30	4,117.89	↓ -1.42%	↑ 324.87%
VETIVA GRIFFIN 30	95.01	92.00	↓ -3.17%	↑ 70.34%
VETIVA BANKING ETF	29.74	28.00	↓ -5.85%	↑ 86.67%
VETIVA INDUSTRIAL	165.00	150.00	↓ -9.09%	↑ 150.00%
VETIVA CONSUMER GOODS	65.39	54.80	↓ -16.20%	↑ 40.51%

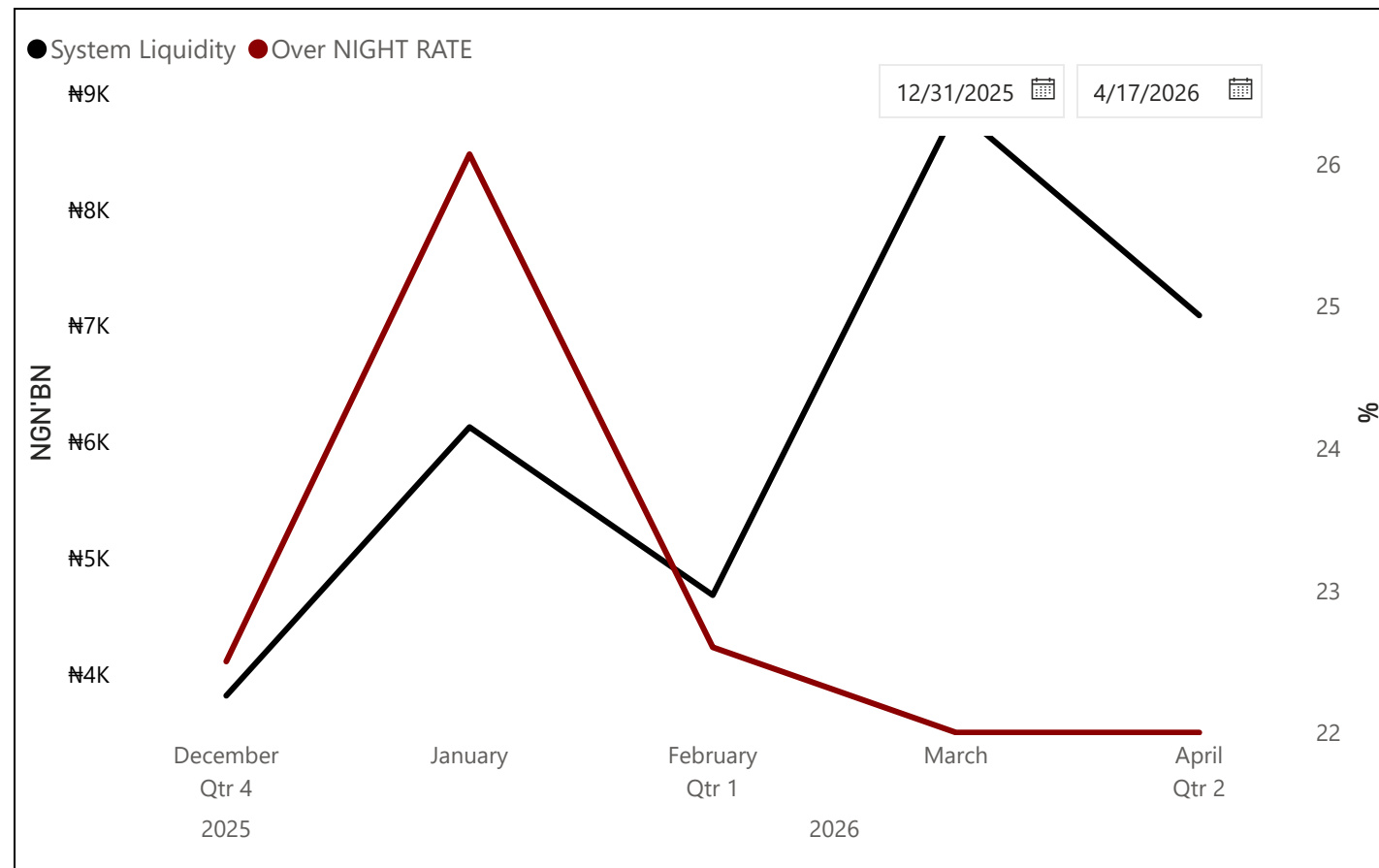
17 April 2026

Rate	Open	Close	WoW
Average FGN Bond Yield	15.89%	15.85%	↓ -0.25%
Average T-Bills Yield	17.47%	17.44%	↓ -0.17%
Overnight Policy Rate	22.00%	22.00%	▬ 0.00%
Overnight Rate	22.35%	22.16%	↓ -0.85%

Overnight Rate

System Liquidity & ...

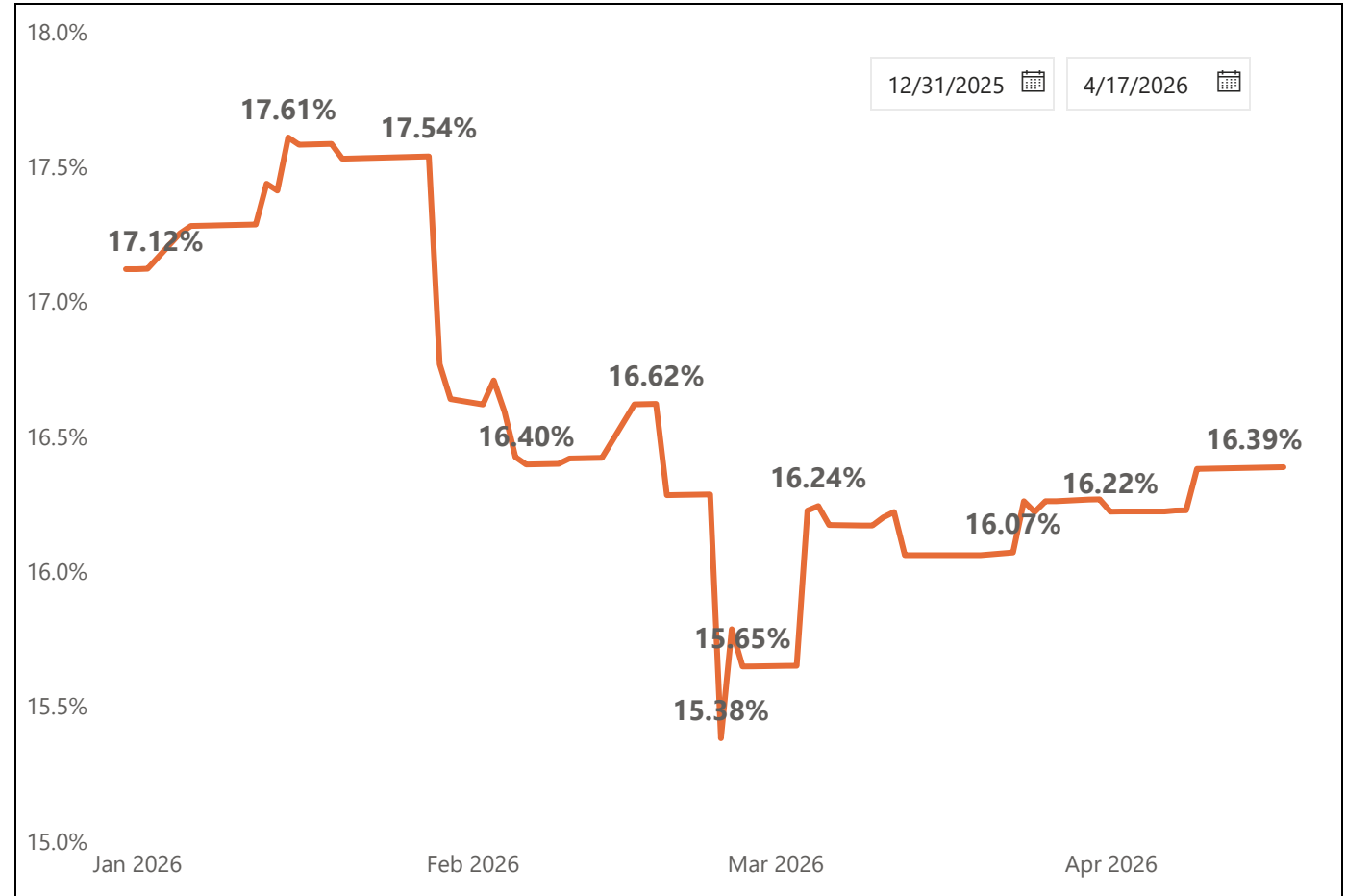
System Liquidity N'...



17 April 2026

FGN Sukuk	Open	Close	Weekly Change	YTD Change
Sukuk 33	16.29%	16.32%	↑ 0.18%	↓ -4.01%
Sukuk 32B	16.38%	16.39%	↑ 0.05%	
Sukuk 32A	16.38%	16.38%	↓ -0.01%	↓ -4.25%
Sukuk 31	16.38%	16.39%	↑ 0.03%	↓ -4.29%
Sukuk 27	17.58%	17.42%	↓ -0.92%	↑ 3.62%

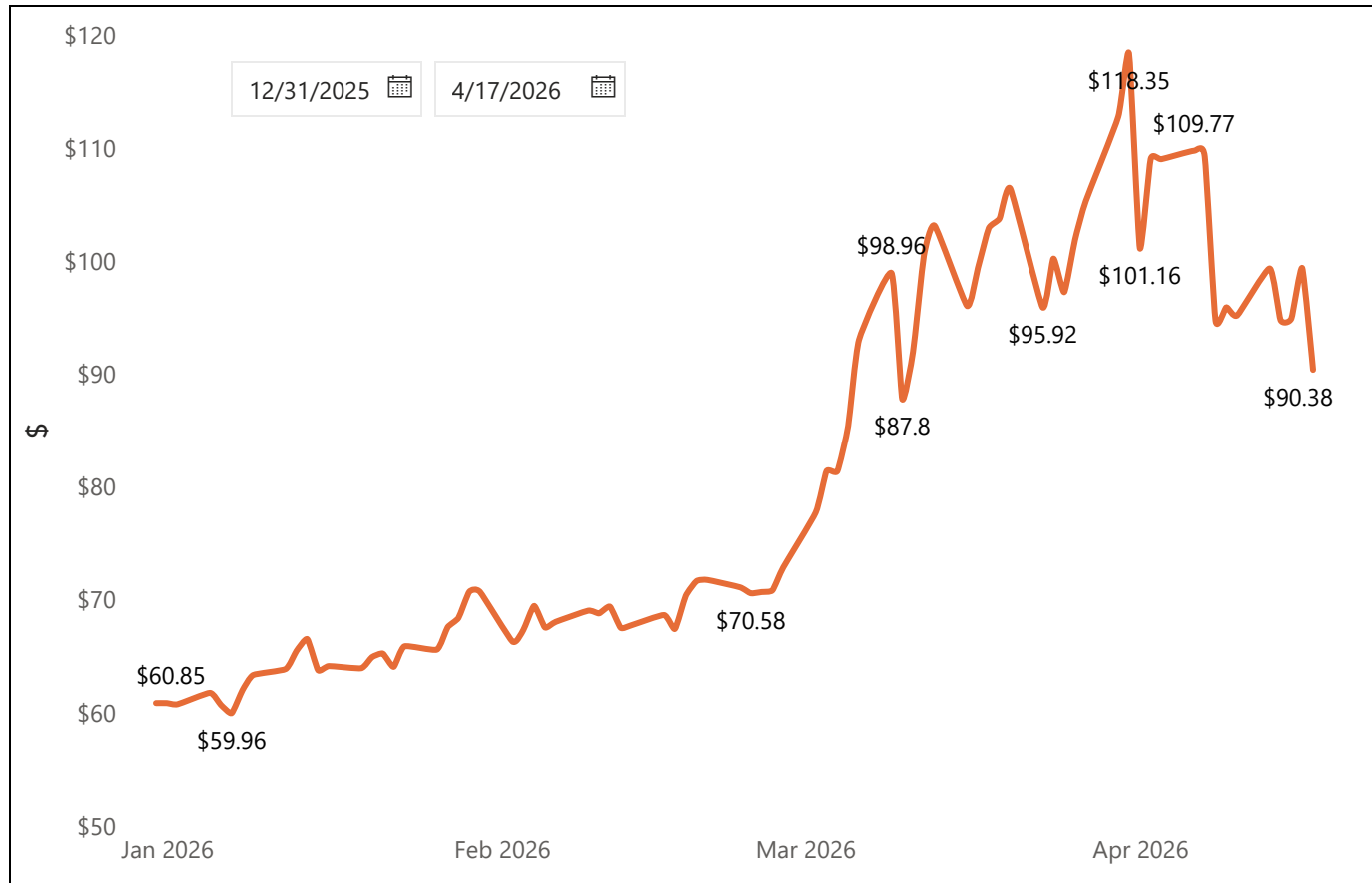
Sukuk 25	Sukuk 27	Sukuk 31	Sukuk 32A	Sukuk 33
----------	----------	----------	-----------	----------



17 April 2026 ⌵

Commodity	Open	Close	Weekly Change	YTD Change
Crude Oil	\$95.2	\$90.38	⬇️ -5.06%	⬆️ 48.53%
Gold	\$4,787.4	\$4,879.60	⬆️ 1.93%	⬆️ 11.99%
Platinum	\$2,065.2	\$2,141.70	⬆️ 3.70%	⬆️ 4.77%
Silver	\$76.48	\$81.84	⬆️ 7.01%	⬆️ 14.85%

Brent Crude Oil **Gold** **Platinum** **Silver**



17 April 2026



Equities Market	Open	Close	Weekly Change	YTD Change
NASDAQ	22,902.89	24,468.48	↑ 6.84%	↑ 5.28%
NGX ASI	203,770.41	217,167.55	↑ 6.57%	↑ 39.56%
S&P 500	6,816.89	7,126.06	↑ 4.54%	↑ 4.10%
DAX	23,803.95	24,702.24	↑ 3.77%	↑ 0.86%
Dow Jones	47,916.57	49,447.43	↑ 3.19%	↑ 2.88%
NIKKEI 225	56,924.11	58,475.90	↑ 2.73%	↑ 16.16%
FTSE 100	119,025.13	121,249.37	↑ 1.87%	↑ 4.68%
SHCOMP	3,986.22	4,051.43	↑ 1.64%	↑ 2.08%

DAX
Dow Jo...
FTSE 100
JSE FTSE...
NASDAQ

