




WEEKLY MARKET REPORT






The Walk..... 

24th April 2026.

Outline



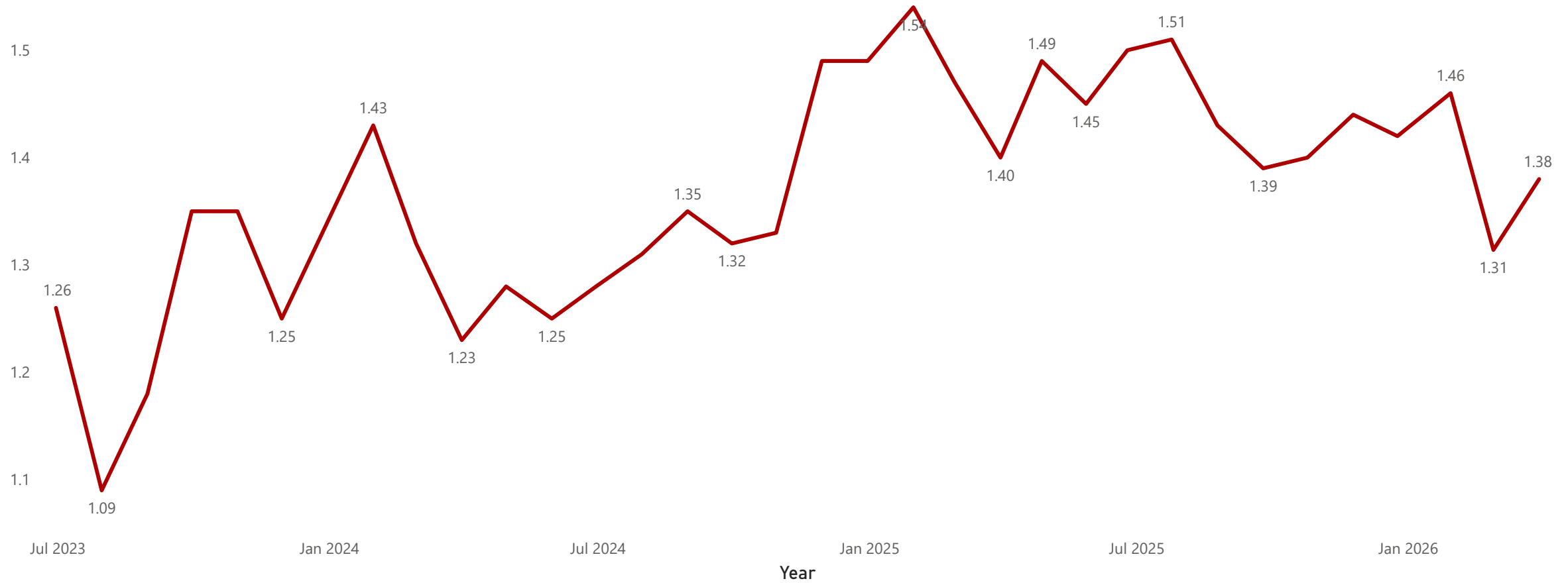
Outline

- 
Domestic Macroeconomy
1
- 
Big Story
2
- 
Economic Indicators
3
- 
Local Financial Market
4
- 
Global Economy
5

Lotus Research

2

Nigeria's crude oil production recovered 5.3% month-on-month to 1.38mb/d in March 2026



Y Q M W **D**
Day

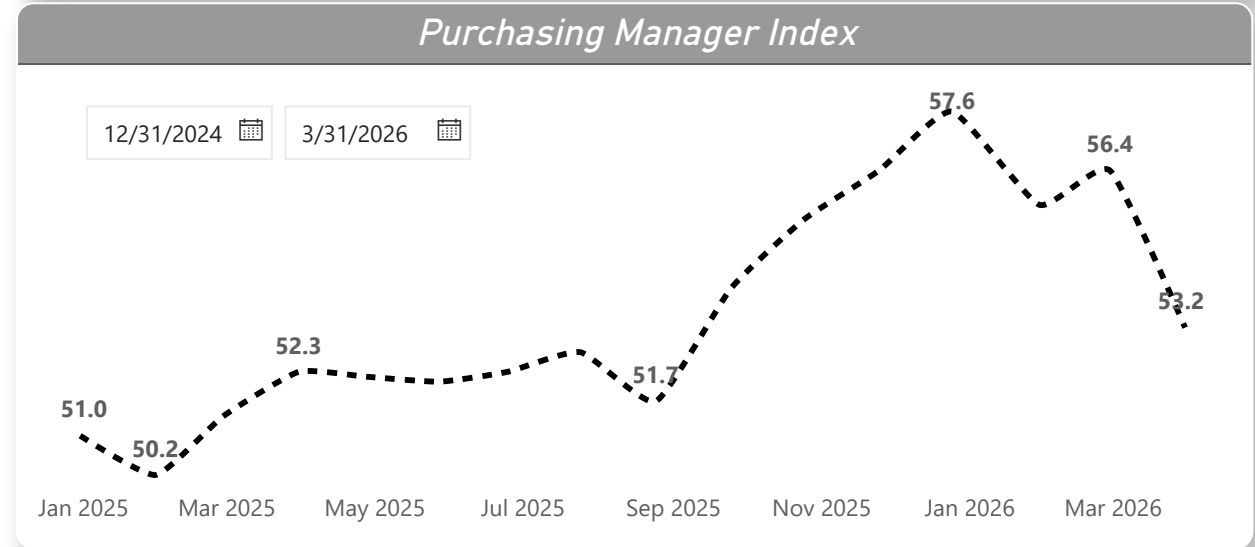
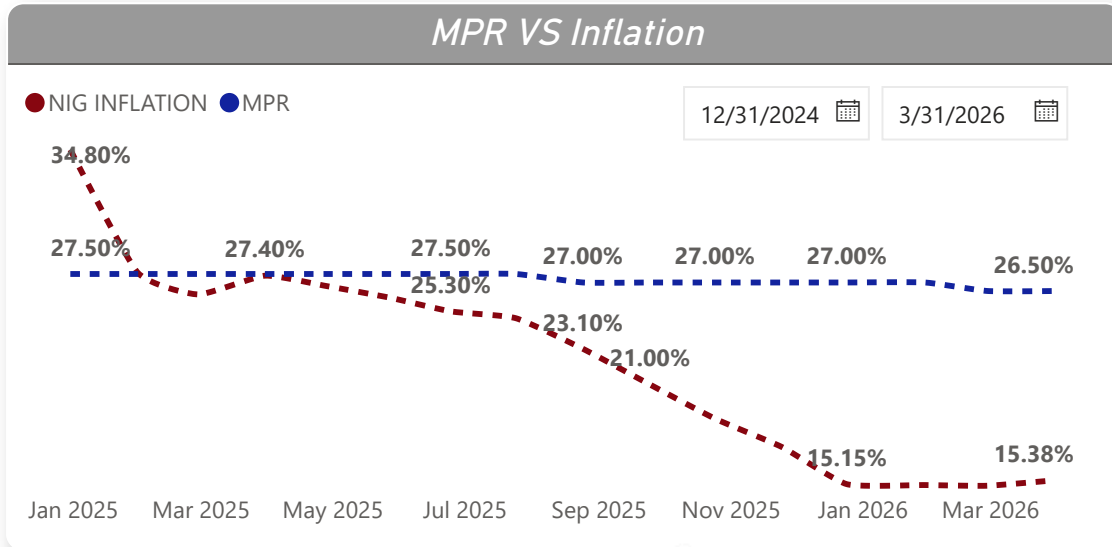
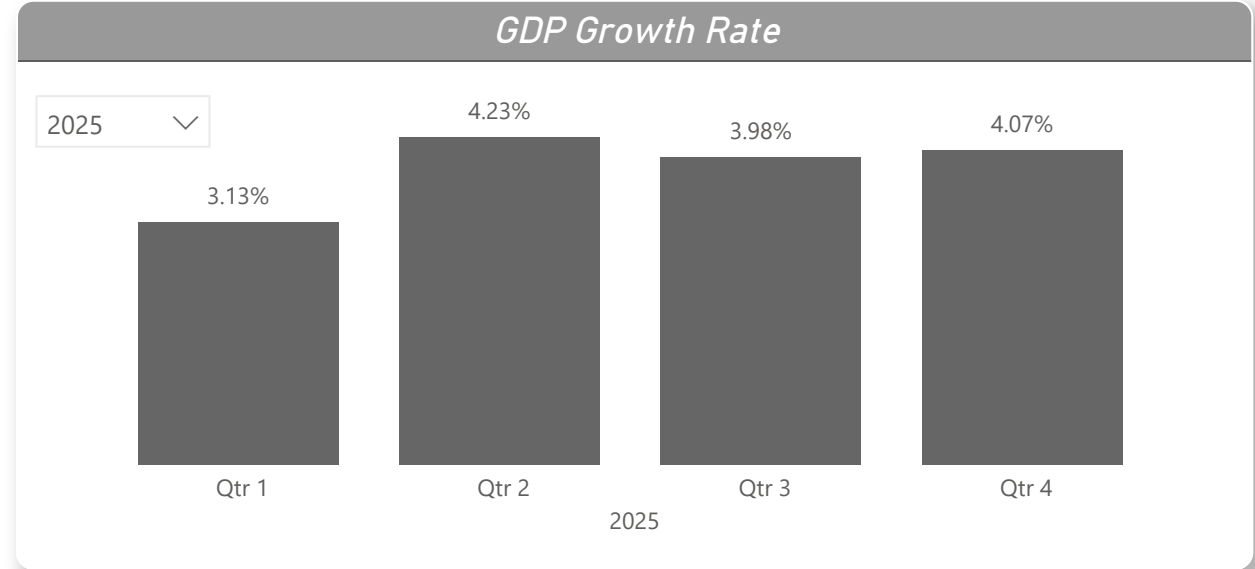
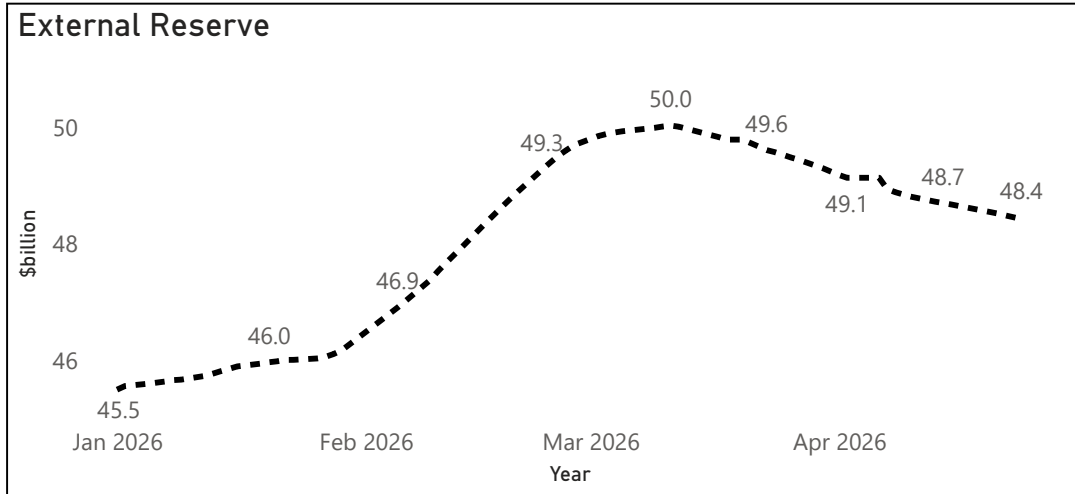
Apr 20 2026 - Apr 24 2026



Headline



Adelabu Meets SGF, Submits Resignation; Recommends Creation of Coordinating Minister for Energy	FAAC shares N2.04tn for March as revenue rises by N150bn	Gold rises as oil weakens after US extends ceasefire with Iran	Nigeria's Oil Output Rebounds to 1.38mb/d in March 2026
Amidst blackout, gas producers supply 62% to foreign markets in Q1	FG borrows N2.69tn from bond market in three months	Iran war slashes global oil demand outlook — IEA	Nigeria's domestic debt servicing jumps 46% to N8.6tn
Cabinet Shake-up: President Tinubu Replaces Edun, Dangiwa With Oyedele and Darma	FG shifts tax burden from imports to consumption	NGX extends trading hours	Oil rises on concerns over escalating military tensions in the Middle East
CBN and FMDA Introduce the Nigerian Overnight Financing Rate (NOFR)	Field Use, Flaring Gulp 38% of Nigeria's Gas Output Amid Rising Demand	Nigeria exports 55.39 million barrels as Dangote battles crude shortage	Petrol price drop in doubt after Hormuz disruption
Dangote begins crude production, targets market supply	Gold falls on stronger dollar amid renewed US-Iran tensions	Nigeria moves closer to new revenue-sharing formula	Stocks rebound as Iran peace talks in focus; Warsh hearing looms



FX Market

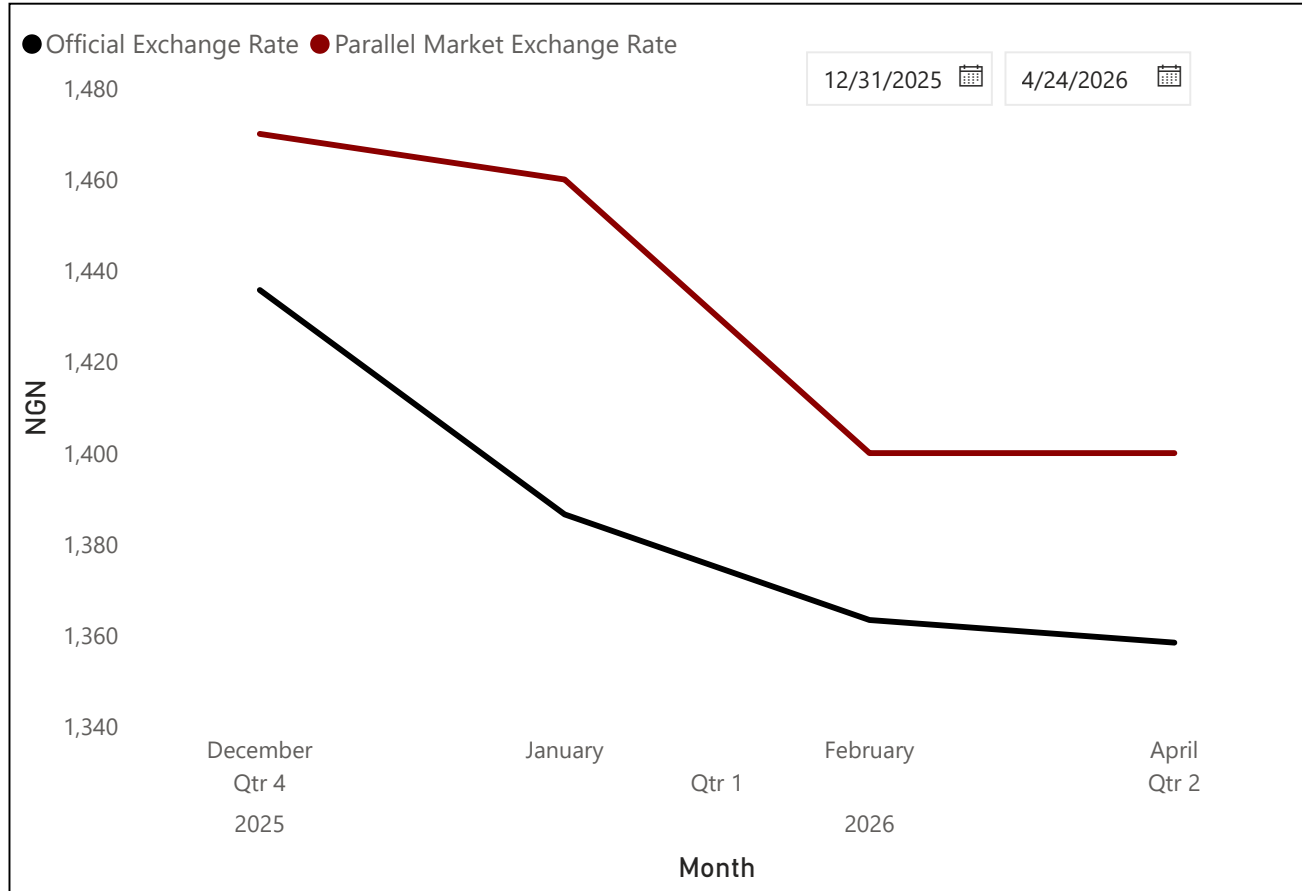
24 April 2026

Currency	Open	Close	Weekly Change	YTD Change
USDNGN (NAFEM)	₦ 1,343.64	₦ 1,358.44	↑	1.10% ↓ -5.39%
USDNGN	₦ 1,400.00	₦ 1,400.00	→	0.00% ↓ -4.76%
GBPNGN (NAFEM)	₦ 1,824.39	₦ 1,834.02	↑	0.53% ↓ -5.18%
GBPNGN	₦ 1,870.00	₦ 1,870.00	→	0.00% ↓ -5.32%
EURNGN (NAFEM)	₦ 1,591.14	₦ 1,590.73	↓	-0.03% ↓ -5.76%
EURNGN	₦ 1,600.00	₦ 1,615.00	↑	0.94% ↓ -5.56%

EURNGN

GBPNGN

USDNGN

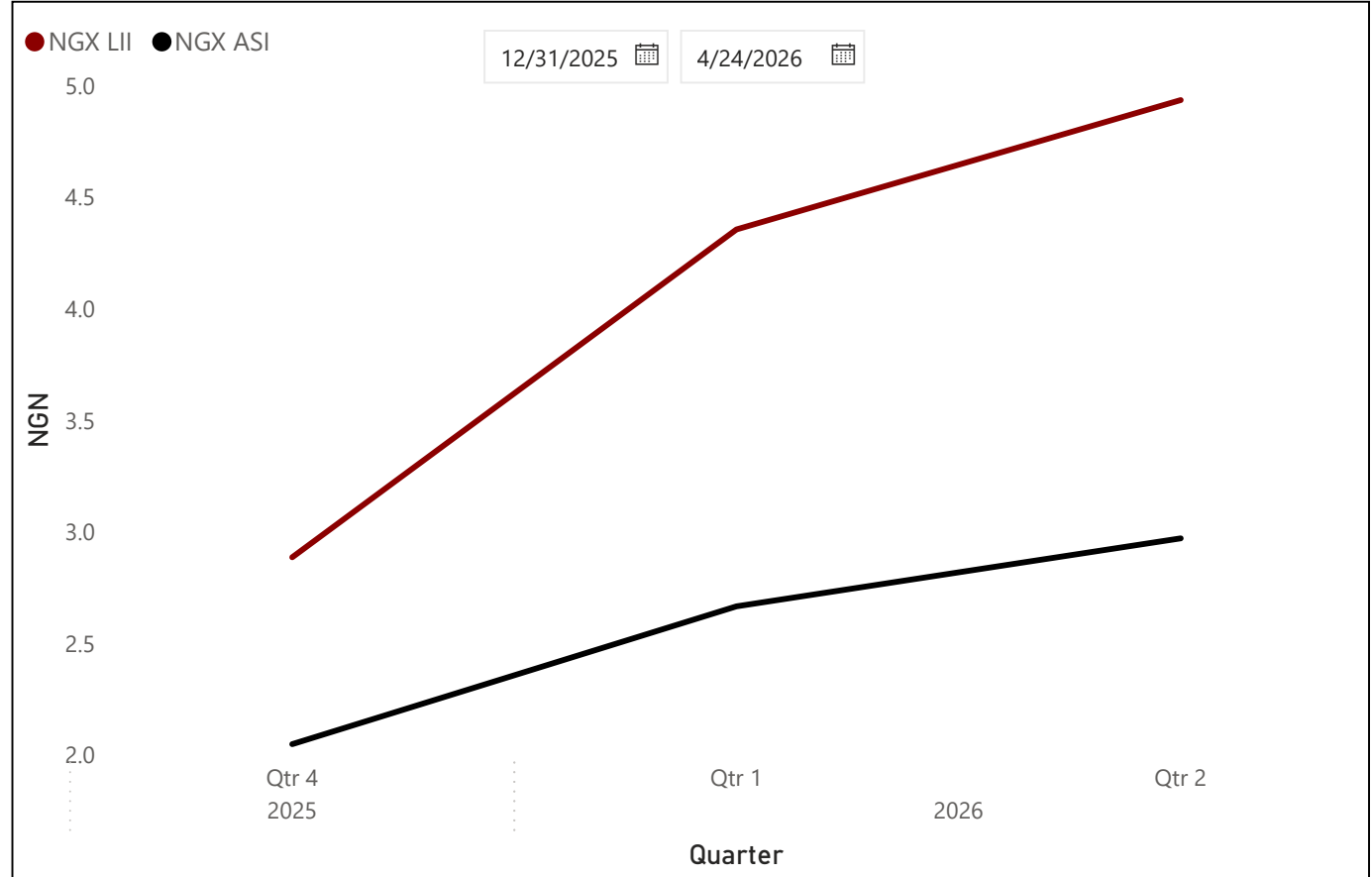


Equities Market

24 April 2026

Indices	Open	Close	Weekly Change	YTD Change
NGX ASI	217,167.55	225,724.33	↑ 3.94%	↑ 45.05%
NGX LII	21,854.04	23,086.43	↑ 5.64%	↑ 71.03%

NGX ASI NGX LII **NGX LII & NGX ASI**

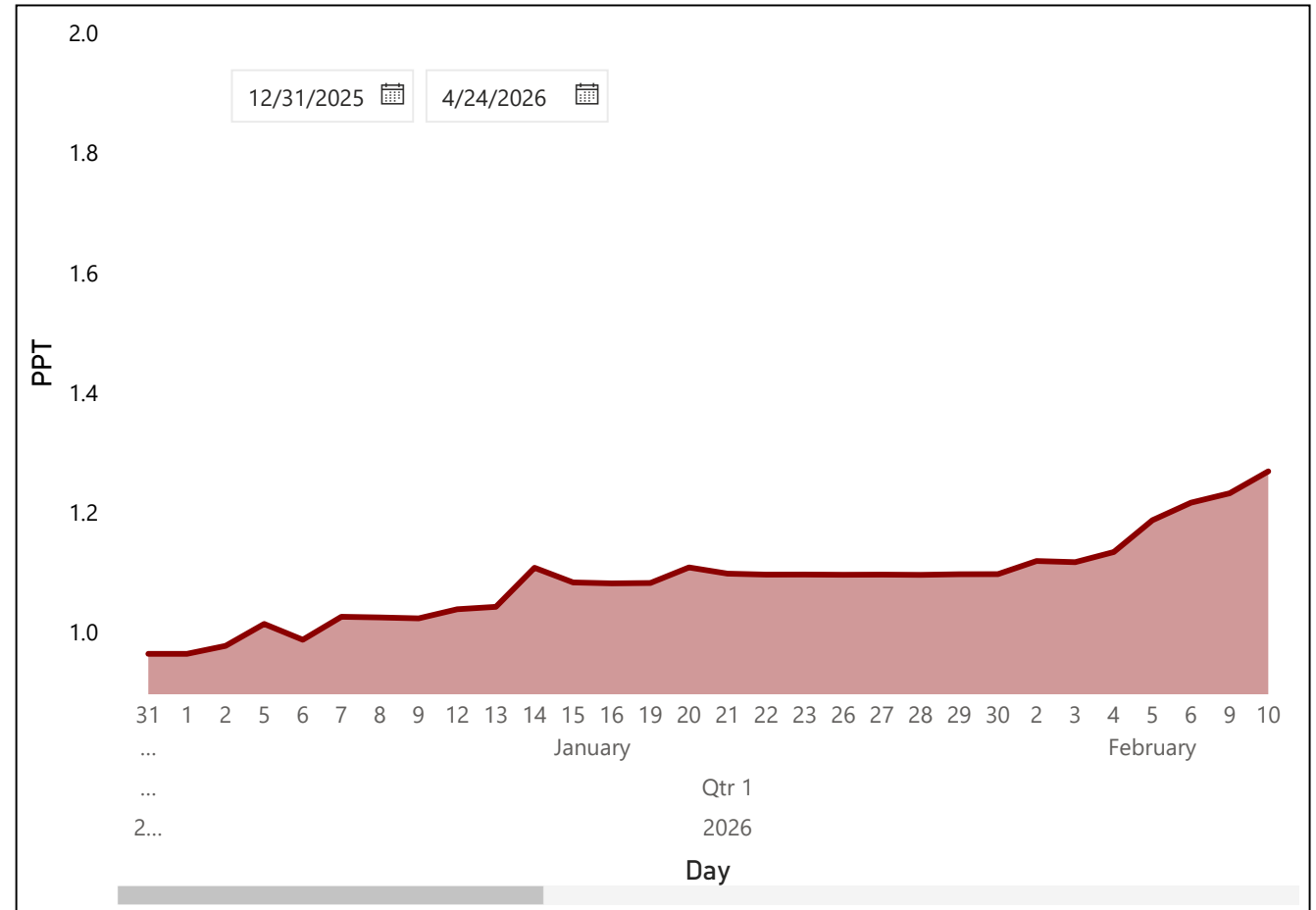


Equities Market

24 April 2026

Indices	Open	Close	Weekly Change	YTD Change
NGXINDUSTR	8,958.44	9,648.02	↑ 7.70%	↑ 69.96%
NGXBNK	2,260.65	2,414.65	↑ 6.81%	↑ 59.29%
NGXCNSMRGDS	4,468.03	4,702.44	↑ 5.25%	↑ 18.29%
NGXOILGAS	5,285.63	5,331.04	↑ 0.86%	↑ 99.65%
NGXINS	1,195.21	1,200.01	↑ 0.40%	↑ 0.90%

NGX BNK
NGXCNSMRG...
NGXINDUSTR
NGXINS





Equities Market

24 April 2026

LII Component	Price	WoW	YtD
NASCON	₦206.90	↑ 32.63%	↑ 92.47%
CAP	₦118.50	↑ 24.74%	↑ 71.74%
WAPCO	₦294.90	↑ 21.36%	↑ 119.26%
NAHCO	₦242.00	↑ 10.00%	↑ 124.07%
DANGCEM	₦890.00	↑ 8.14%	↑ 46.14%
BUAFOODS	₦890.00	↑ 7.93%	↑ 11.40%
NGX LII	₦23,086.43	↑ 5.64%	↑ 71.03%
BUACEMENT	₦335.00	↑ 2.54%	↑ 87.68%
ARADEL	₦1,679.90	↑ 1.87%	↑ 150.73%
OKOMUOIL	₦1,765.00	0.00%	↑ 61.19%
PRESKO	₦1,980.00	0.00%	↑ 36.55%
MTNN	₦820.00	↓ -0.61%	↑ 60.47%
JAIZBANK	₦8.95	↓ -6.96%	↑ 96.70%

TOP 10 GAINERS

Ticker	Open	Close	Change
UACN	100.00	142.00	↑ 42.00%
UNIONDICON	16.50	21.90	↑ 32.73%
NASCON	156.00	206.90	↑ 32.63%
TRANSEXPR	6.05	7.90	↑ 30.58%
ZICHIS	12.41	15.60	↑ 25.71%
CAP	95.00	118.50	↑ 24.74%
WAPCO	243.00	294.90	↑ 21.36%
PZ	77.60	92.20	↑ 18.81%
FIRSTHOLDCO	64.00	75.00	↑ 17.19%
UNILEVER	103.30	121.00	↑ 17.13%

TOP 10 LOSERS

Ticker	Open	Close	Change
INFINITY	19.00	9.35	↓ -50.79%
ABBEYBDS	8.10	5.40	↓ -33.33%
GUINEAINS	1.25	1.06	↓ -15.20%
STANBIC	188.55	162.50	↓ -13.82%
LIVINGTRUST	4.10	3.65	↓ -10.98%
SOVRENINS	2.17	1.95	↓ -10.14%
TRANSPower	302.90	272.70	↓ -9.97%
MEYER	18.65	16.80	↓ -9.92%
LEGENDINT	6.25	5.65	↓ -9.60%
NPFMC RFBK	5.80	5.25	↓ -9.48%

ETF	Open	Close	Weekly Change	YTD Change
VETIVA BANKING ETF	28.00	27.95	↓ -0.18%	↑ 86.33%
VETIVA GRIFFIN 30	92.00	90.01	↓ -2.16%	↑ 66.65%
VETIVA CONSUMER GOODS	54.80	52.00	↓ -5.11%	↑ 33.33%
STANBIC IBTC ETF 30	4,117.89	3,900.00	↓ -5.29%	↑ 302.39%
VETIVA INDUSTRIAL	150.00	130.00	↓ -13.33%	↑ 116.67%
LOTUS HALAL (NGX)	197.85	155.00	↓ -21.66%	↑ 91.36%

Money Market

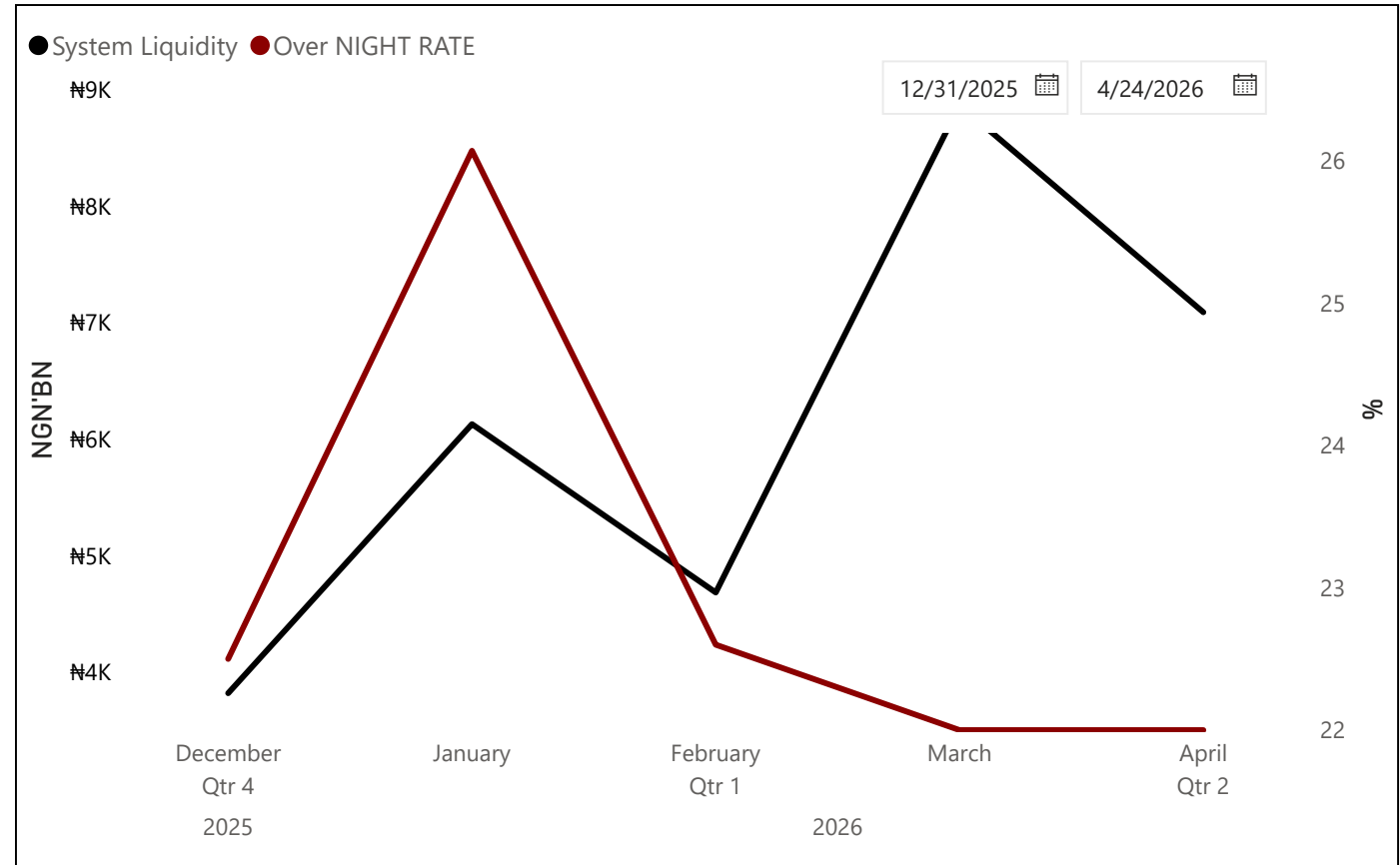
24 April 2026

Overnight Rate

System Liquidity & ...

System Liquidity N'...

Rate	Open	Close	WoW
Average FGN Bond Yield	15.85%	16.04%	↑ 1.20%
Average T-Bills Yield	17.44%	17.47%	↑ 0.17%
Overnight Policy Rate	22.00%	22.00%	0.00%
Overnight Rate	22.16%	22.20%	↑ 0.18%

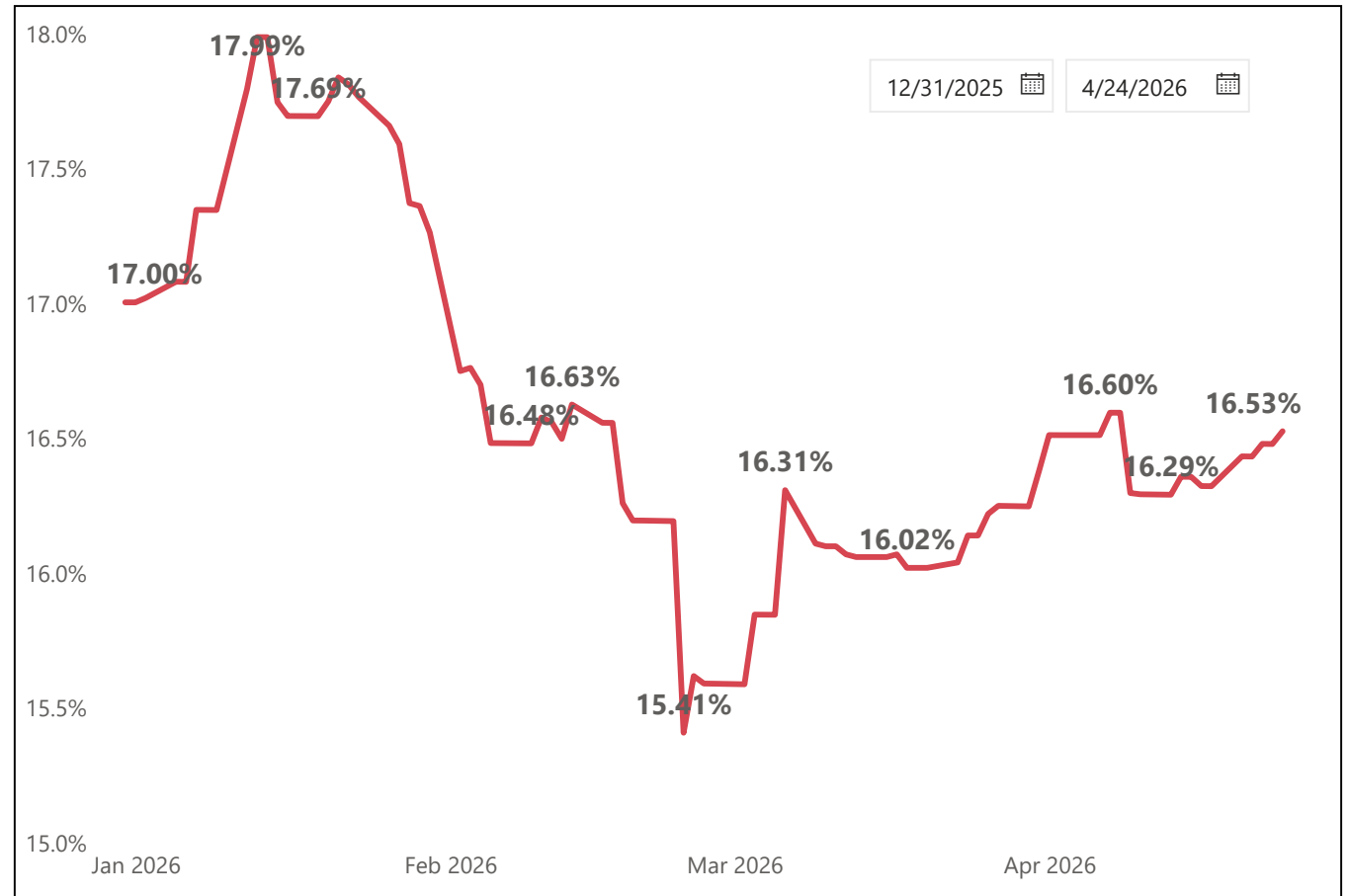


Sukuk Market

24 April 2026

FGN Sukuk	Open	Close	Weekly Change	YTD Change
Sukuk 33	16.32%	16.53%	↑ 1.25%	↓ -2.81%
Sukuk 32B	16.39%	16.71%	↑ 1.97%	
Sukuk 32A	16.38%	16.66%	↑ 1.70%	↓ -2.62%
Sukuk 31	16.39%	16.70%	↑ 1.94%	↓ -2.43%
Sukuk 27	17.42%	17.99%	↑ 3.28%	↑ 7.02%

Sukuk 25 Sukuk 27 Sukuk 31 Sukuk 32A Sukuk 33

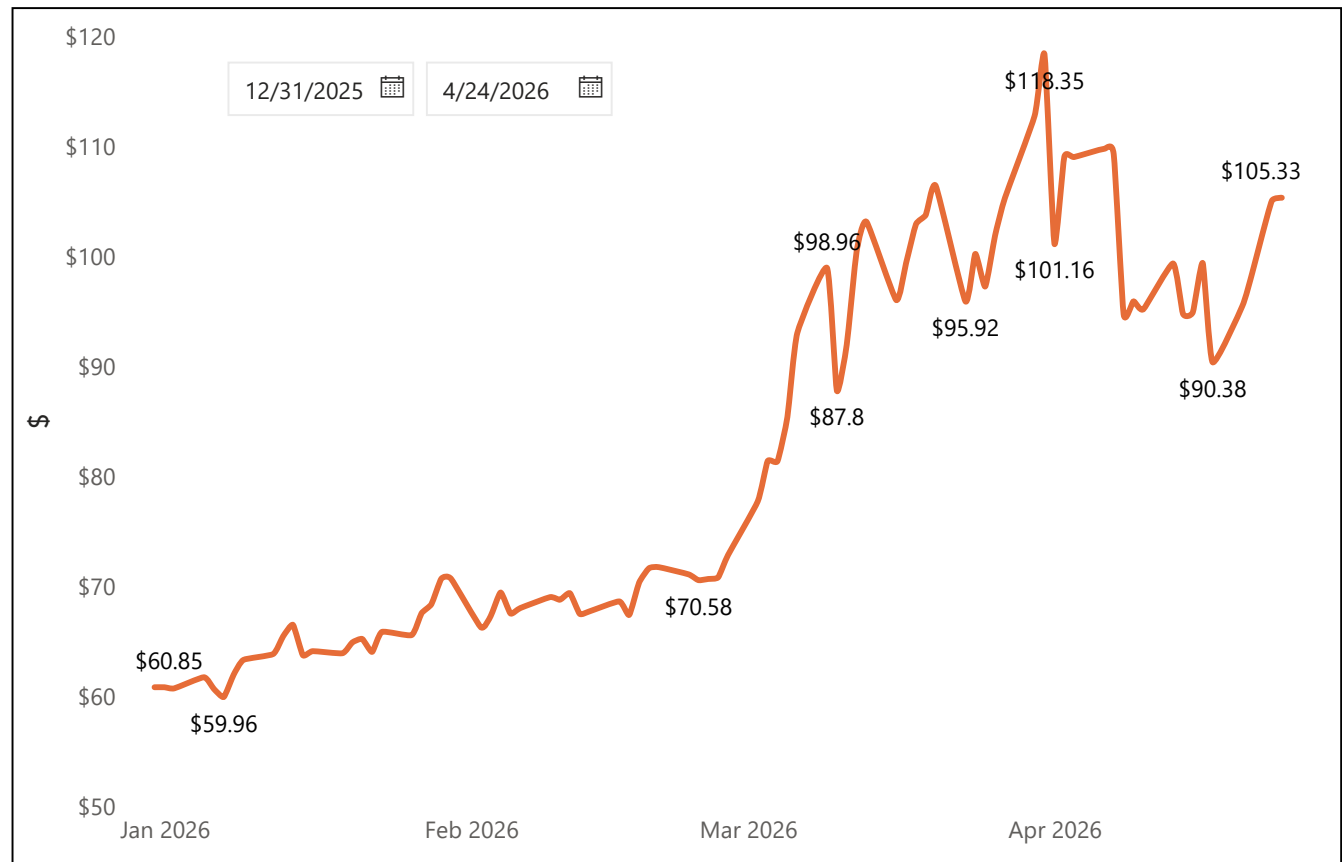


Commodities Market

24 April 2026

Commodity	Open	Close	Weekly Change	YTD Change
Silver	\$81.842	\$76.41	↓ -6.63%	↑ 7.23%
Platinum	\$2,141.7	\$2,030.40	↓ -5.20%	↓ -0.68%
Gold	\$4,879.6	\$4,740.90	↓ -2.84%	↑ 8.81%
Crude Oil	\$90.38	\$105.33	↑ 16.54%	↑ 73.10%

Brent Crude Oil Gold Platinum Silver



24 April 2026

Equities Market	Open	Close	Weekly Change	YTD Change
NGX ASI	217,167.55	225,724.33	↑ 3.94%	↑ 45.05%
NIKKEI 225	58,475.90	59,716.18	↑ 2.12%	↑ 18.63%
NASDAQ	24,468.48	24,836.60	↑ 1.50%	↑ 6.86%
SHCOMP	4,051.43	4,079.90	↑ 0.70%	↑ 2.80%
S&P 500	7,126.06	7,165.08	↑ 0.55%	↑ 4.67%
Dow Jones	49,447.43	49,230.71	↓ -0.44%	↑ 2.43%
DAX	24,702.24	24,128.98	↓ -2.32%	↓ -1.48%
FTSE 100	121,249.37	116,565.97	↓ -3.86%	↑ 0.63%

DAX
Dow Jo...
FTSE 100
JSE FTSE...
NASDAQ

