

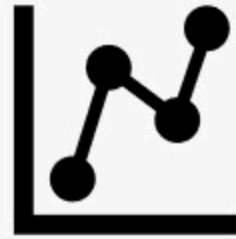


## WEEKLY MARKET REPORT

*The Walk.....* 

*8<sup>th</sup> May 2026.*

## Outline



**Domestic Macroeconomy**

1



**Big Story**

2



**Economic Indicators**

3



**Local Financial Market**

4

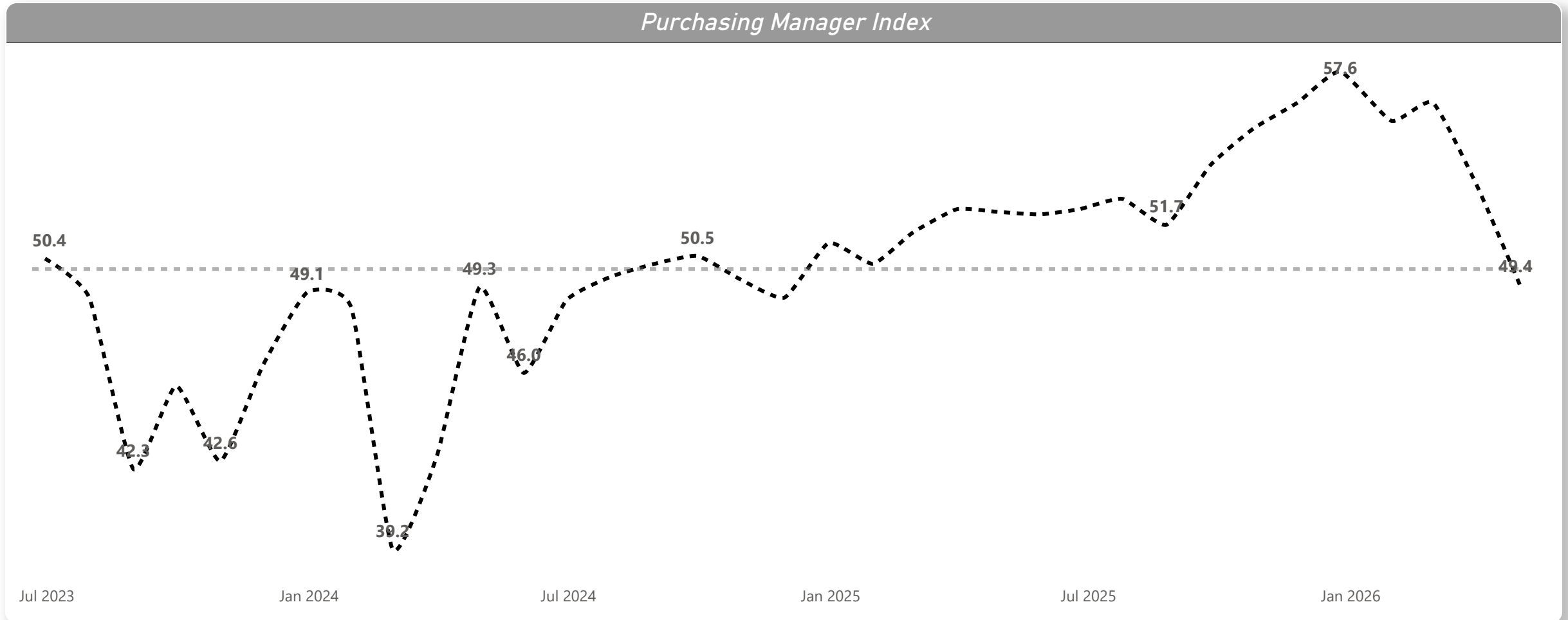


**Global Economy**

5

## Nigeria's PMI Contracts to 49.4 points in April as Industry and Services Weaken

Purchasing Manager Index



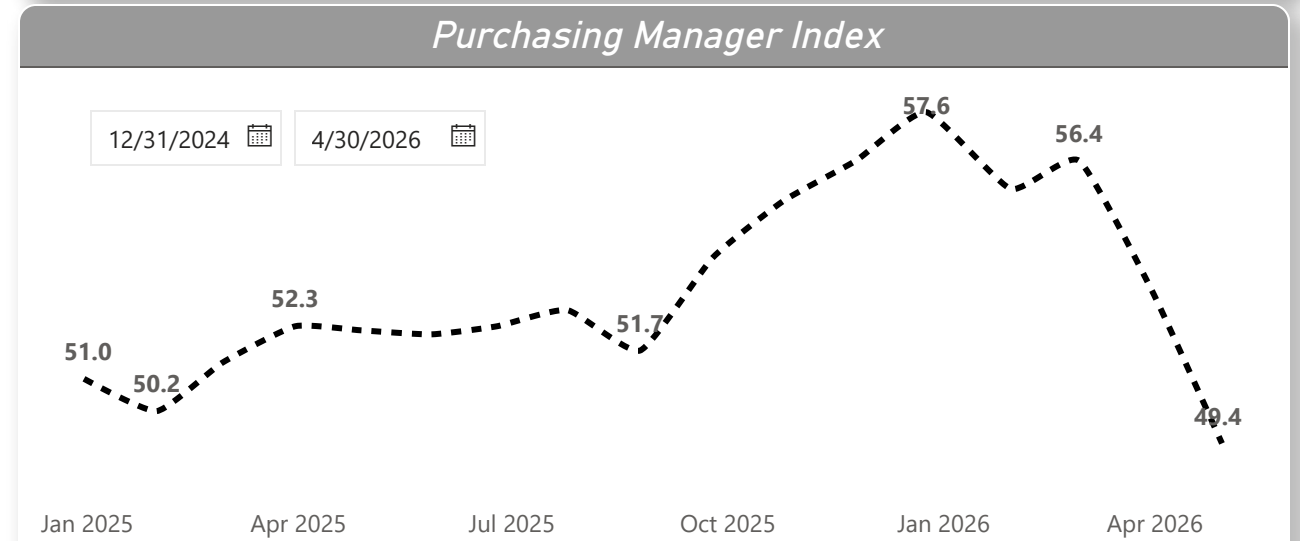
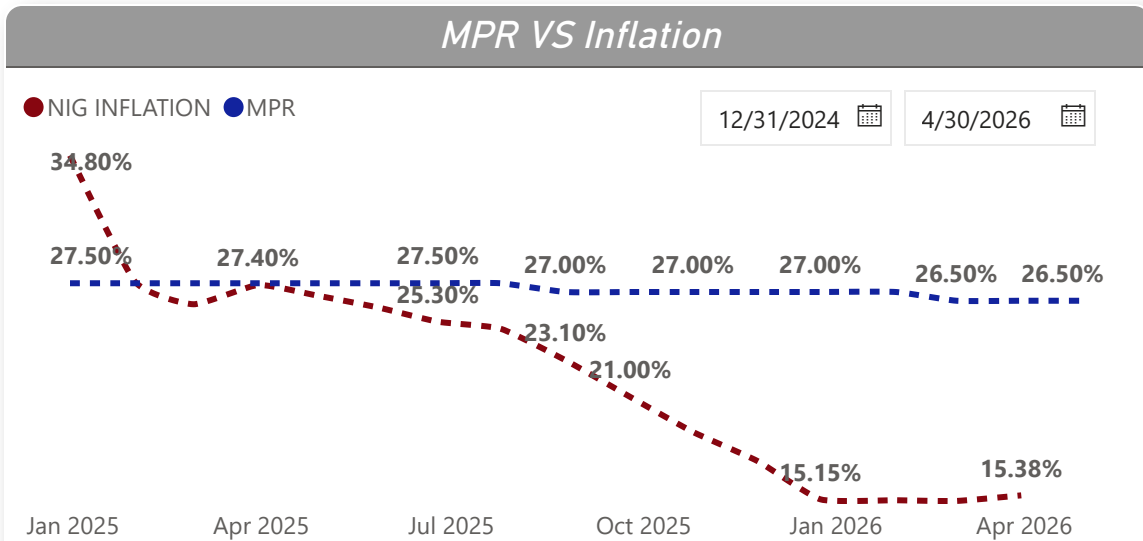
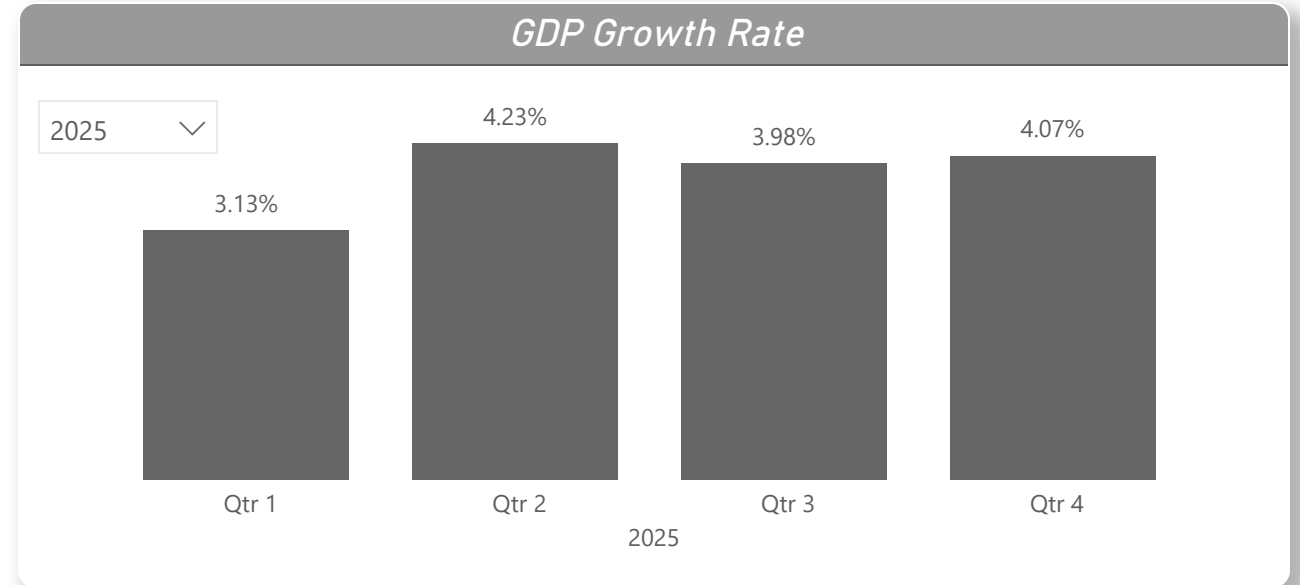
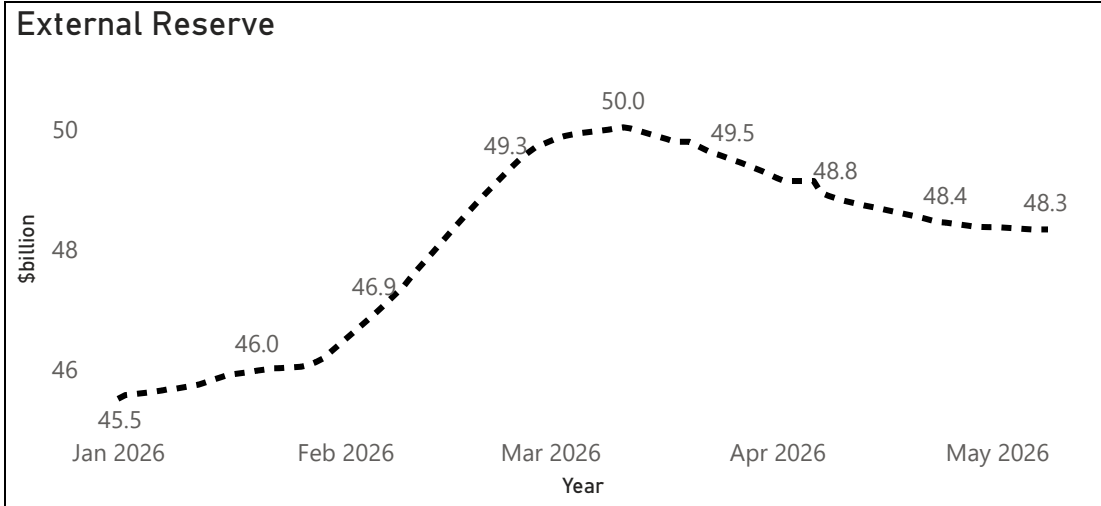
Y Q M W **D**  
Day

May 4 2026 - May 8 2026



Headline

Dangote eyes London listing for cement business expansion	Nigeria's Company Income Tax Declines to N1.5trn	OPEC+ agrees third oil output quota hike since Hormuz closure	U.S. Fuel Exports Hit Record High as Hormuz Crisis Reshapes Global Energy Flows
Banks Deposit with CBN Slumps to N92.32trn on MPR Cut	Nigeria's debt binge prices businesses out of credit	PenCom: Pension Funds Grow N90 billion To N29.52 trillion Amid Equity Gains	U.S. intelligence says Iran can outlast Trump's Hormuz blockade for months
Dangote Eyes 20,000MW Power Plant As Refinery Holds Petrol Price At N1,275/Litre	Nigeria's dollar GDP jumps 22% to \$307bn	SEC flags weak sustainability reporting among Nigerian companies	U.S. says 'Project Freedom' will reopen Hormuz Strait for commerce. Experts are skeptical
DisCos lost N8bn revenue in February, says NERC	NNPC begins plan to restart Warri, Port Harcourt refineries with new Chinese partnership	States shun autonomy ruling, retain N1.46 trillion LG funds	US and Iran Trade Fire in Gulf, Jolting Four-Week-Old Truce
Nigeria's Broadband Subscriptions Rose to 117.7m in March 2026	Only 28.5m of 61.9m crude oil barrels reached local refineries in Q1 — NUPRC	States, FCT external debt nears \$5.7bn amid higher FAAC	US-Iran war: FG rejects subsidy, price control return



# FX Market

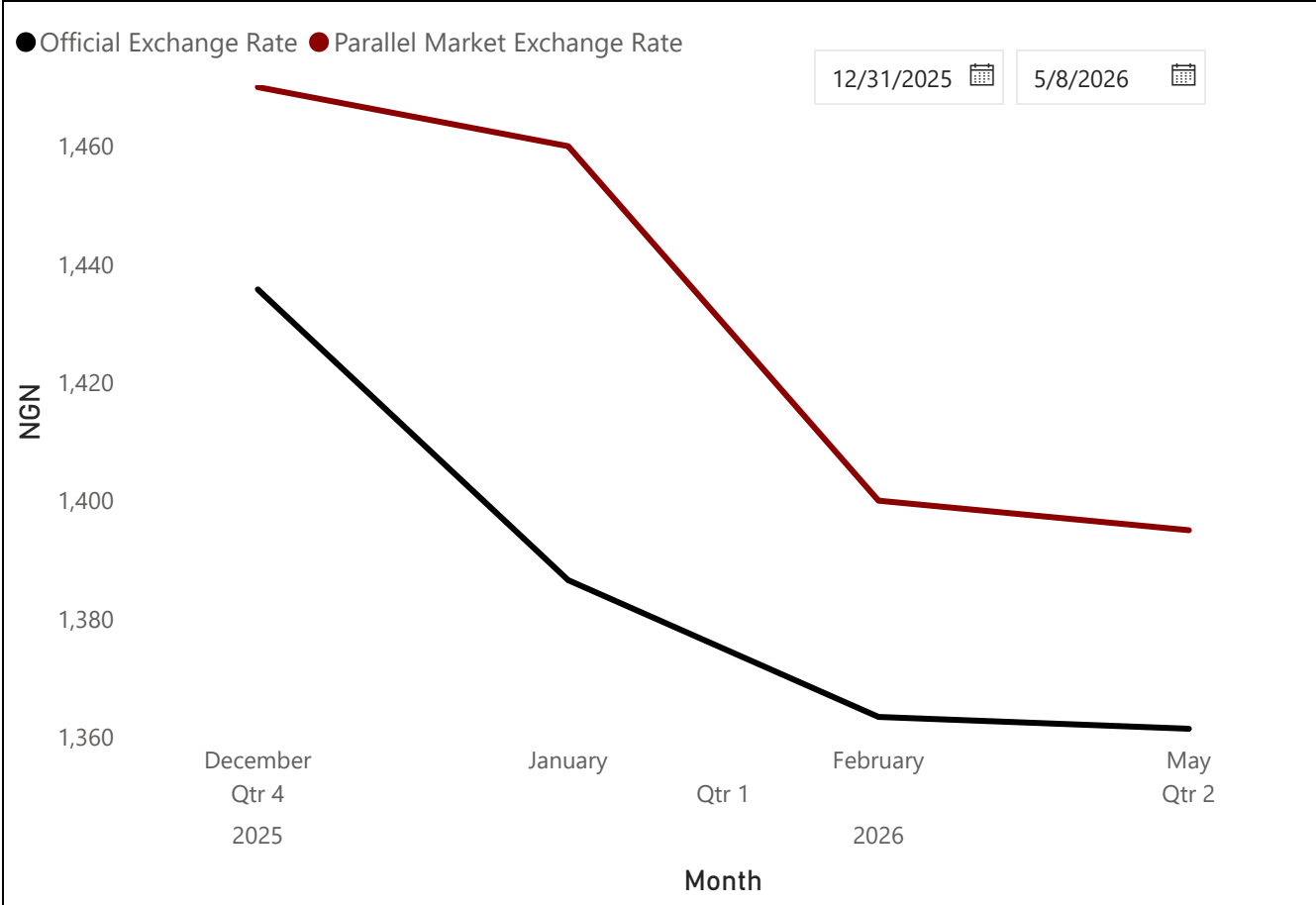
8 May 2026 ▼

Currency	Open	Close	Weekly Change	YTD Change
USDNGN (NAFEM)	₦ 1,374.94	₦ 1,361.40	↓ -0.99%	↓ -5.18%
USDNGN	₦ 1,405.00	₦ 1,395.00	↓ -0.71%	↓ -5.10%
GBPNGN (NAFEM)	₦ 1,858.24	₦ 1,853.68	↓ -0.25%	↓ -4.17%
GBPNGN	₦ 1,865.00	₦ 1,870.00	↑ 0.27%	↓ -5.32%
EURNGN (NAFEM)	₦ 1,607.58	₦ 1,602.63	↓ -0.31%	↓ -5.05%
EURNGN	₦ 1,615.00	₦ 1,620.00	↑ 0.31%	↓ -5.26%

EURNGN

GBPNGN

USDNGN

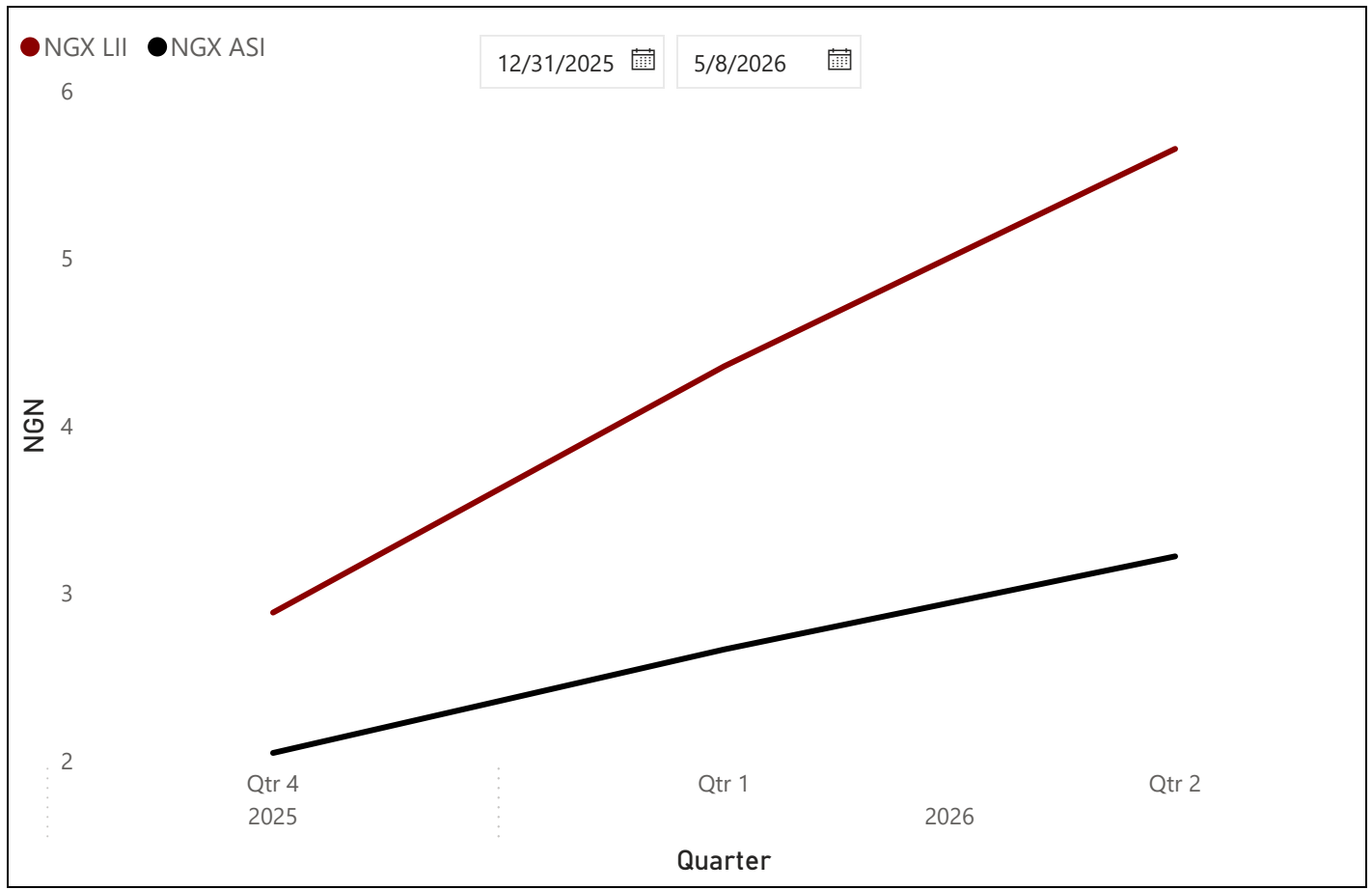


# Equities Market

8 May 2026 ▼

Indices	Open	Close	Weekly Change	YTD Change
NGX ASI	242,277.81	244,775.83	↑ 1.03%	↑ 57.30%
NGX LII	26,196.53	26,411.66	↑ 0.82%	↑ 95.66%

NGX ASI
NGX LII
NGX LII & NGX ASI



# Equities Market

8 May 2026

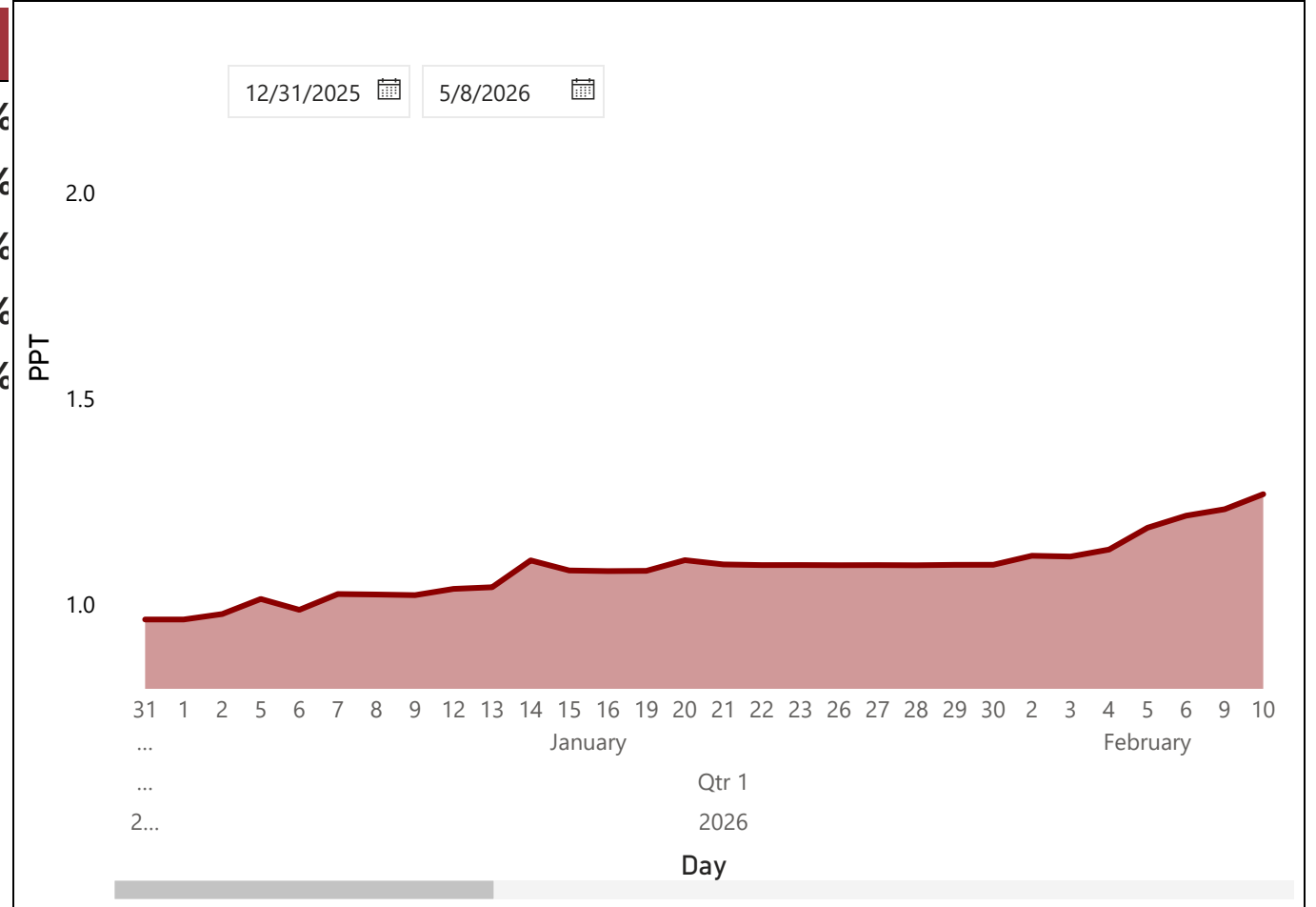
NGX BNK

NGXCNSMRG...

**NGXINDUSTR**

NGXINS

Indices	Open	Close	Weekly Change	YTD Change
NGXINDUSTR	11,277.17	11,853.34	↑ 5.11%	↑ 108.81%
NGXINS	1,186.50	1,234.03	↑ 4.01%	↑ 3.76%
NGXBNK	2,281.39	2,324.59	↑ 1.89%	↑ 53.35%
NGXCNSMRGDS	4,853.04	4,941.05	↑ 1.81%	↑ 24.29%
NGXOILGAS	6,097.34	5,897.76	↓ -3.27%	↑ 120.87%





# Equities Market

8 May 2026

LII Component	Price	WoW	YtD
CAP	₦233.70	↑ 60.95%	↑ 238.70%
DANGCEM	₦1,088.00	↑ 12.16%	↑ 78.65%
BUACEMENT	₦427.90	↑ 2.37%	↑ 139.72%
NGX LII	₦26,411.66	↑ 0.82%	↑ 95.66%
BUAFOODS	₦967.00	→ 0.00%	↑ 21.04%
OKOMUOIL	₦1,750.00	→ 0.00%	↑ 59.82%
PRESCO	₦2,300.00	→ 0.00%	↑ 58.62%
NASCON	₦208.00	↓ -0.95%	↑ 93.49%
JAIZBANK	₦9.00	↓ -4.26%	↑ 97.80%
WAPCO	₦330.00	↓ -5.71%	↑ 145.35%
ARADEL	₦1,880.00	↓ -7.11%	↑ 180.60%
MTNN	₦801.10	↓ -12.45%	↑ 56.77%
NAHCO	₦203.95	↓ -20.95%	↑ 88.84%

## TOP 10 GAINERS

Ticker	Open	Close	Change
CAP	145.20	233.70	↑ 60.95%
ZICHIS	21.78	33.36	↑ 53.17%
FTNCOCOA	5.50	8.30	↑ 50.91%
RTBRISCOE	10.64	15.00	↑ 40.98%
DANGSUGAR	69.70	93.00	↑ 33.43%
BERGER	81.75	108.60	↑ 32.84%
DEAPCAP	4.19	5.50	↑ 31.26%
JOHNHOLT	13.85	17.50	↑ 26.35%
TANTALIZER	3.62	4.55	↑ 25.69%
ETRANZACT	15.00	18.50	↑ 23.33%

## TOP 10 LOSERS

Ticker	Open	Close	Change
NAHCO	258.00	203.95	↓ -20.95%
GUINNESS	497.00	402.60	↓ -18.99%
ACCESSCORP	27.00	23.60	↓ -12.59%
MTNN	915.00	801.10	↓ -12.45%
UPDC	4.90	4.30	↓ -12.24%
UPL	5.00	4.40	↓ -12.00%
LEARNAFRCA	9.30	8.20	↓ -11.83%
CHAMS	3.49	3.10	↓ -11.17%
REDSTAREX	28.15	25.05	↓ -11.01%
FTGINSURE	1.17	1.05	↓ -10.26%

ETF	Open	Close	Weekly Change	YTD Change
LOTUS HALAL (NGX)	120.10	139.00	↑ 15.74%	↑ 71.60%
VETIVA GRIFFIN 30	97.00	109.98	↑ 13.38%	↑ 103.63%
VETIVA INDUSTRIAL	140.00	157.00	↑ 12.14%	↑ 161.67%
VETIVA CONSUMER GOODS	50.20	53.00	↑ 5.58%	↑ 35.90%
STANBIC IBTC ETF 30	3,950.00	3,950.00	→ 0.00%	↑ 307.54%
VETIVA BANKING ETF	24.00	24.00	→ 0.00%	↑ 60.00%

# Money Market

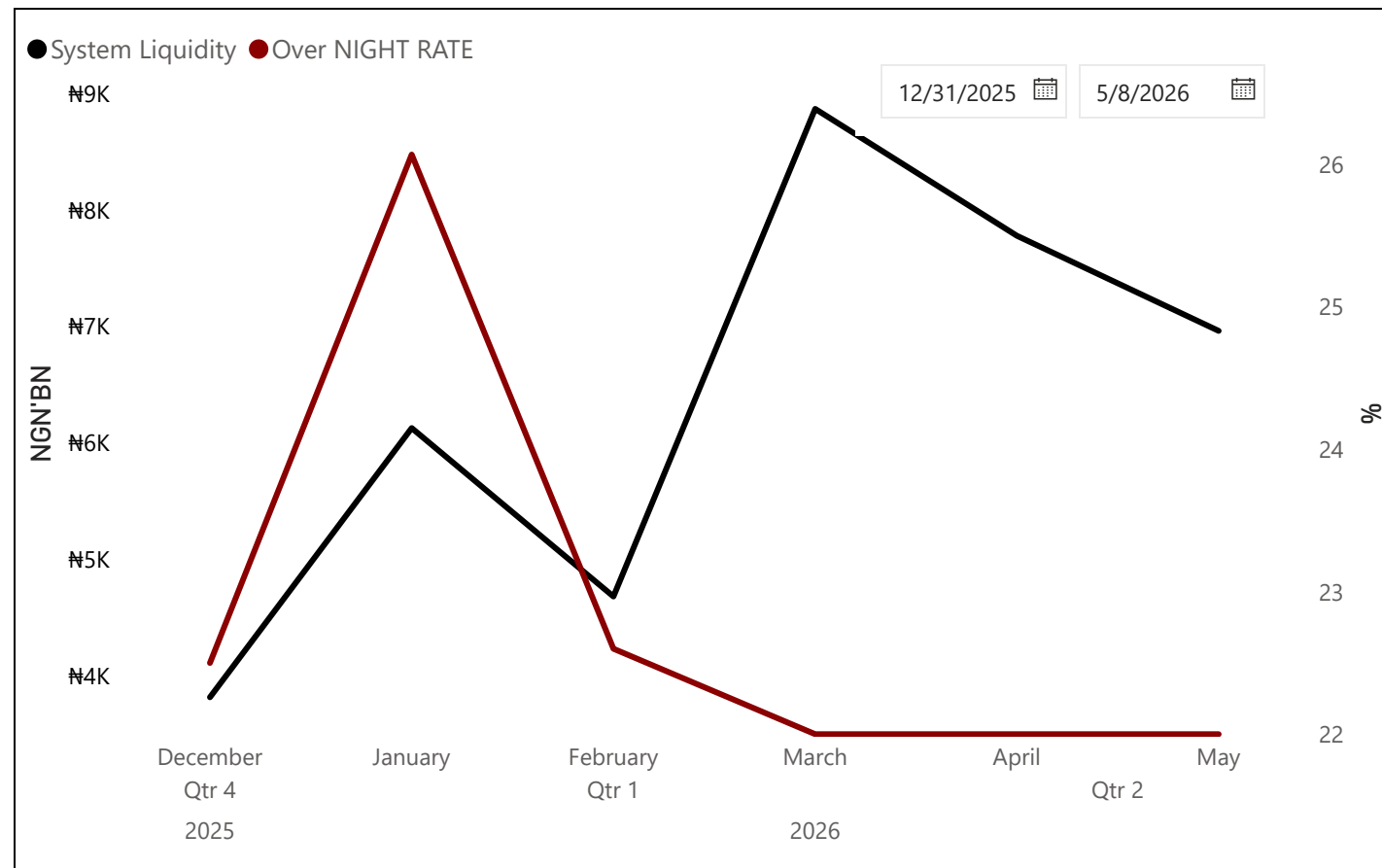
8 May 2026 ▼

Rate	Open	Close	WoW
Average FGN Bond Yield	16.09%	16.10%	↑ 0.06%
Average T-Bills Yield	17.47%	17.51%	↑ 0.23%
Overnight Policy Rate	22.00%	22.00%	— 0.00%
Overnight Rate	22.30%	22.21%	↓ -0.40%

## Overnight Rate

## System Liquidity & ...

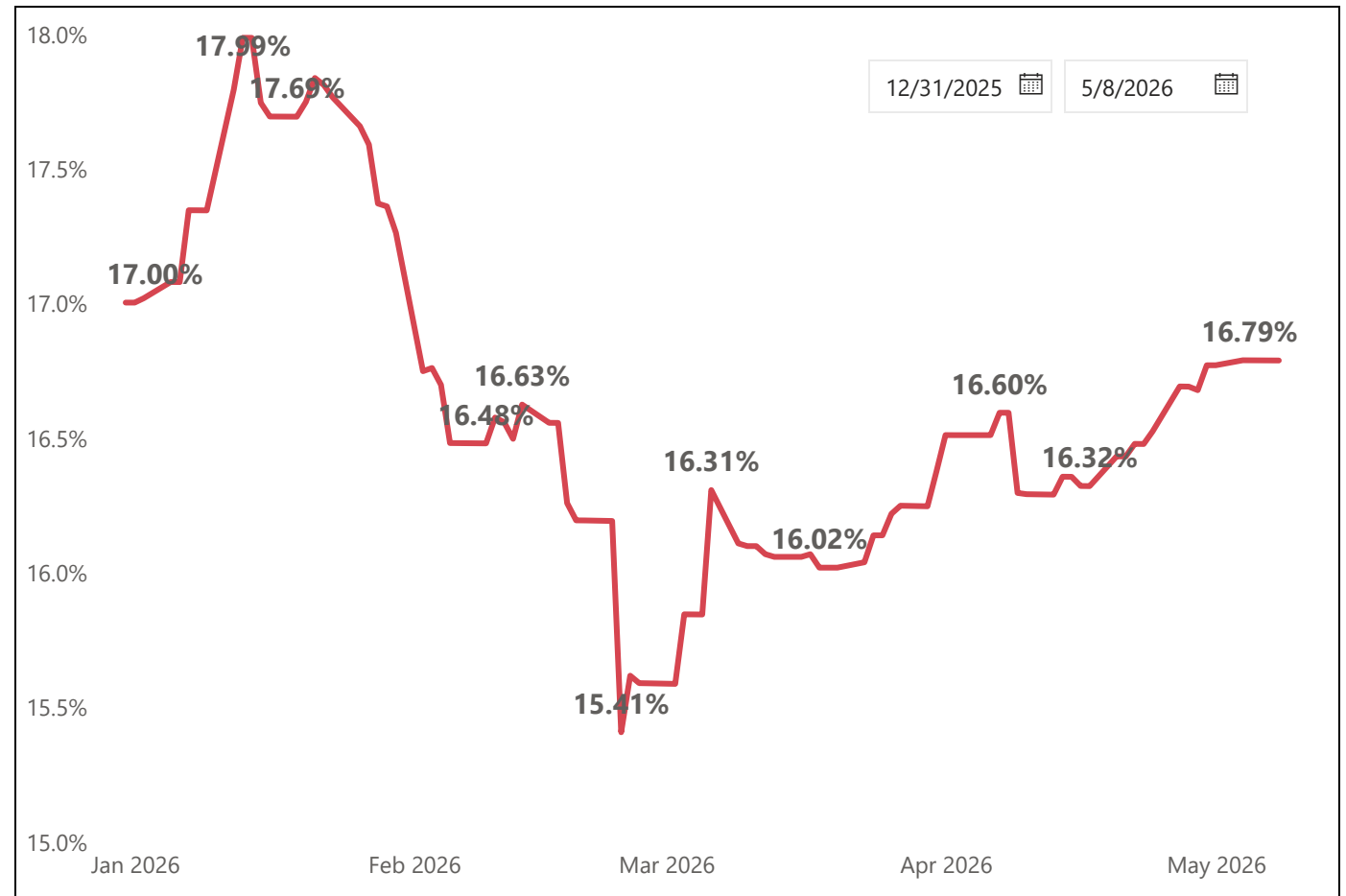
## System Liquidity N'...



8 May 2026

FGN Sukuk	Open	Close	Weekly Change	YTD Change
Sukuk 33	16.77%	16.79%	↑ 0.11%	↓ -1.26%
Sukuk 32B	16.81%	16.74%	↓ -0.43%	
Sukuk 32A	16.81%	16.80%	↓ -0.06%	↓ -1.80%
Sukuk 31	16.81%	16.72%	↓ -0.50%	↓ -2.31%
Sukuk 27	17.87%	18.00%	↑ 0.74%	↑ 7.05%

Sukuk 25	Sukuk 27	Sukuk 31	Sukuk 32A	Sukuk 33
----------	----------	----------	-----------	----------



8 May 2026 ⌵

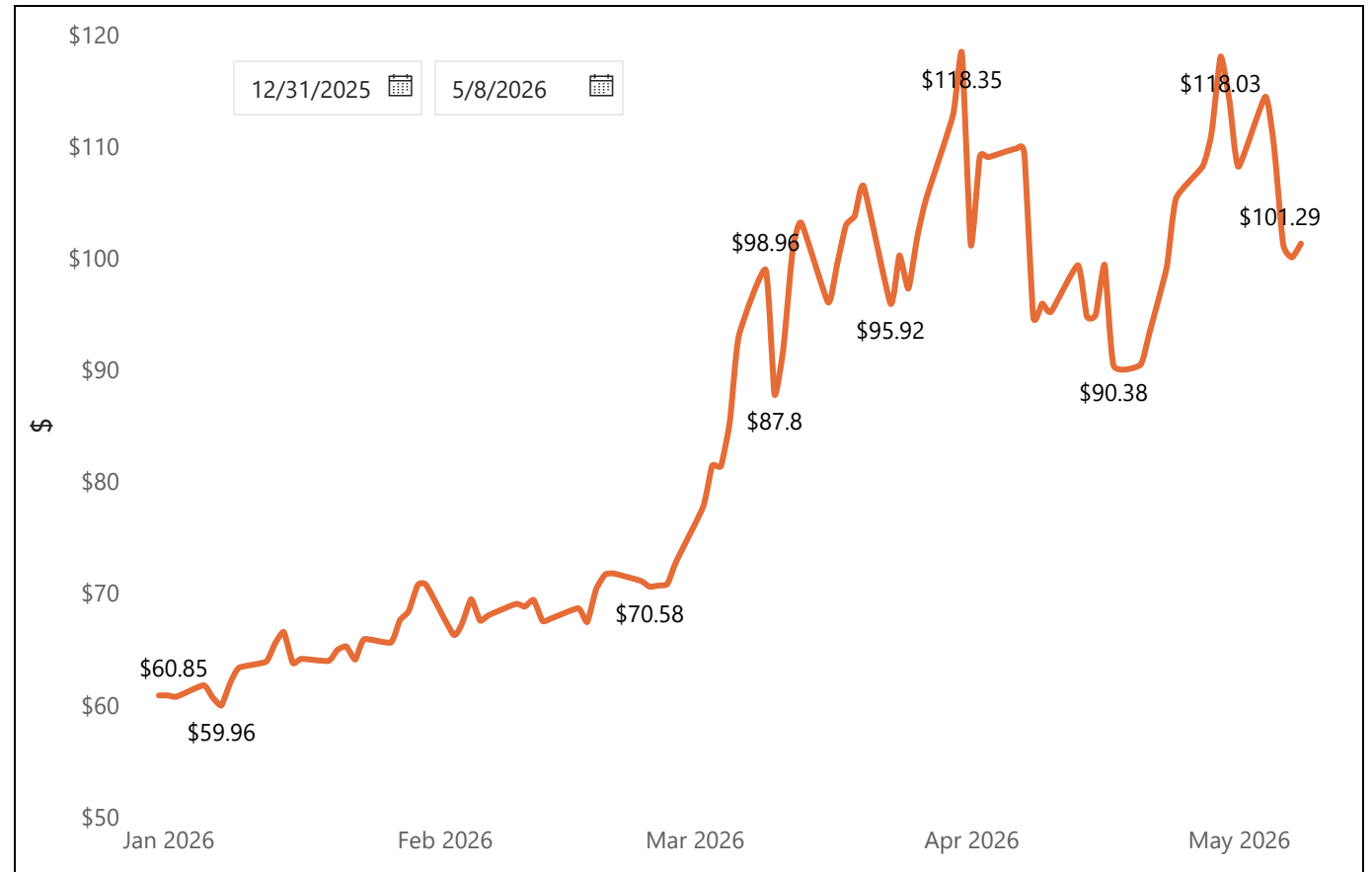
Commodity	Open	Close	Weekly Change	YTD Change
Crude Oil	\$108.17	\$101.29	⬇ -6.36%	⬆ 66.46%
Gold	\$4,644.5	\$4,730.70	⬆ 1.86%	⬆ 8.57%
Platinum	\$2,011.9	\$2,059.30	⬆ 2.36%	⬆ 0.74%
Silver	\$76.712	\$80.87	⬆ 5.41%	⬆ 13.48%

Brent Crude Oil

Gold

Platinum

Silver



8 May 2026



Equities Market	Open	Close	Weekly Change	YTD Change
NIKKEI 225	59,513.12	62,713.65	↑ 5.38%	↑ 24.58%
NASDAQ	25,114.44	26,247.08	↑ 4.51%	↑ 12.93%
FTSE 100	115,180.53	117,888.93	↑ 2.35%	↑ 1.78%
S&P 500	7,230.12	7,398.93	↑ 2.33%	↑ 8.08%
SHCOMP	4,112.16	4,179.95	↑ 1.65%	↑ 5.32%
NGX ASI	242,277.81	244,775.83	↑ 1.03%	↑ 57.30%
Dow Jones	49,499.27	49,609.16	↑ 0.22%	↑ 3.22%
DAX	24,292.38	24,338.63	↑ 0.19%	↓ -0.62%

DAX
Dow Jo...
FTSE 100
JSE FTSE...
NASDAQ



